

2011/12



MEDICAL & SCIENCE MEDIA

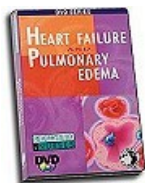
Nursing Education DVD

P.O Box 136,
MT DRUITT N.S.W 2770 Australia

Tele: (02) 9675 7750

Fax: (02) 9675 7702


<http://www.msmedia.com.au/nurses-dvd.php>

[Cat #: BL-1D1](#)**Pathophysiology:****Heart Failure and Pulmonary Edema DVD****34 minutes**

Enhance your patient care by deepening your understanding of heart failure and pulmonary edema. See exactly what's happening inside your patient and know exactly what it means for your care.

With this DVD, you'll get a wealth of practical information on every clinically relevant aspect of these two disorders:

- Anatomy and physiology: You'll review key structures and processes.
- Disease causes: You'll see how heart failure and pulmonary edema develop.
- Signs and symptoms: You'll link assessment findings to what's happening inside your patient
- Complications: You'll learn how complications develop, and you'll recognize their warning signs.
- Diagnostic tests: You'll understand the significance of abnormal test results.
- Priority interventions: When these disorders reach a crisis point, you'll know what to do first - and why.
- Essential teaching topics: You'll know exactly what to teach your patients. (2007)


[Cat #: BL-2D1](#)**Pathophysiology:****Coronary Artery Disease and Angina Pectoris DVD****30 minutes**

See exactly what's happening inside patients with coronary artery disease (CAD) and angina pectoris, and know exactly what it means for your nursing care.

With this DVD, you'll get a wealth of practical information on every clinically relevant aspect of these two disorders. You'll be able to:


- identify key risk factors for CAD
- differentiate between stable and unstable angina, their pathophysiologies, and treatments
- understand how CAD affects internal structures and processes

- recognize signs and symptoms of CAD and angina, and link your assessment findings to what's happening inside your patient's body
- detect complications and intervene before they reach a crisis point
- explain to patients how diagnostic tests reveal CAD and potential risk factors, and how drugs and surgery help treat CAD and reduce angina pain
- teach patients with CAD and angina how to care for themselves and improve their quality of life.....and much, much more.

[Cat #: BL-3D1](#)**Pathophysiology Hypertension DVD****32 minutes**

Identify signs of hypertension - "the silent killer" - and help treat it before life-threatening complications occur. You'll see exactly what's happening inside your patient with hypertension and know exactly what it means for your nursing care. With this DVD, you'll learn how to:

- differentiate between primary and secondary hypertension
- identify modifiable and unmodifiable risk factors
- spot hard-to-detect signs and symptoms that point to potential complications
- determine which stage of hypertension your patients are in
- analyze diagnostic test results with skill and accuracy
- provide high-quality patient teaching that complements nursing and medical interventions and helps control high blood pressure.....and much, more.

[Cat #: BL-4D1](#)**Pathophysiology: Myocardial Infarction DVD****31 minutes**

Spot warning signs and symptoms of myocardial infarction (MI) and its life-threatening complications, and intervene quickly and expertly. You'll see exactly what's happening inside your patient's body and know exactly what it means for your nursing care before, during, and after an MI. With this DVD, you'll learn how to:

- respond swiftly and effectively to reduce the risk of sudden death
- analyze electrocardiogram tracings and other diagnostic test results to determine where the patient's heart has been damaged
- understand how a non-Q wave MI progresses to a Q wave MI
- prepare the patient for related medical and surgical treatments
- provide superior ongoing nursing care once the patient's condition has stabilized
- teach the patient how to achieve a full recovery through lifestyle changes and cardiac rehabilitation.....and much more. (2007)

Cat #: [BL-5D1](#)

Pathophysiology: Diabetes Mellitus DVD



30 minutes

Provide expert care for your patients with diabetes mellitus - one of the most common, complex, and deadly diseases in the United States today.

You'll get a wealth of practical information you can use every day on the job. You'll see exactly what's happening inside the body of your diabetic patient and know exactly what it means for your nursing care. With this DVD, you'll learn how to:


- rapidly identify signs and symptoms of dangerous diabetic complications, such as diabetic ketoacidosis (DKA) and hyperglycemic hyperosmolar nonketotic (HHNK) syndrome
- analyze related diagnostic test results quickly and accurately
- treat diabetes mellitus and its complications with confidence
- provide expert ongoing nursing care for your diabetic patients
- teach your patients to control diabetes and prevent life-threatening complications through drug therapy, diet, and exercise.....and much, much more. (2007)

Also popular is the Assessing Breath Sounds CD-ROM. To visit the page click on the following link.

<http://www.msmedia.com.au/assessing-breath-sounds.php>

Cat #: [BL-6D1](#)

Pathophysiology: Arrhythmias DVD



31 minutes

Quickly spot the telltale signs that distinguish a potentially deadly arrhythmia from a benign one. And learn to prevent arrhythmias - or stop them in their tracks.


With this DVD, you'll get a wealth of practical information on every clinically relevant aspect of arrhythmias. You'll see exactly what's happening inside your patient and know precisely what it means for your nursing care. Among other things, you'll learn how to:

- link your patient's assessment findings to changes in the electrical conduction system
- differentiate between atrial fibrillation and various types of atrioventricular (AV) blocks and ventricular arrhythmias, including their pathophysiologies
- analyze electrocardiogram tracings and other test results to pinpoint the type and severity of your patient's arrhythmias
- provide or assist with state-of-the-art treatments, such as implantable defibrillator insertion and drug therapy
- intervene rapidly and effectively to limit complications
- teach patients about vital tests, treatments, and follow-up care.

Cat #: [BL-7D1](#)

Pathophysiology:

Asthma, Emphysema and Chronic Bronchitis DVD



32 minutes

Recognize the signs of asthma, emphysema, and chronic bronchitis, and manage these disorders effectively to prevent life-threatening complications.


With this DVD, you'll get a wealth of practical information to help you understand and treat these common respiratory disorders. You'll see exactly what's happening inside the patient's body and know precisely what it means to your nursing care. Among other things, you'll learn how to:

- identify factors that can trigger a dangerous acute exacerbation
- quickly spot the signs and symptoms of an acute exacerbation
- expertly assess patients with asthma, emphysema, or chronic bronchitis
- analyze ABG levels and chest X-rays to estimate the details of respiratory compromise
- prepare patients for therapy with bronchodilators, corticosteroids, mast-cell stabilizers, antileukotrienes, and other treatments
- teach patients how to manage their disorder after discharge.

Cat #: BL-8D1

Pathophysiology:

Acute and Chronic Renal Failure DVD



31 minutes

See exactly what's happening inside your patients with acute or chronic renal failure. Learn how to spot the signs of these pathophysiologic changes and intervene to prevent life-threatening complications.

With this DVD, you'll get a wealth of in-depth, practical information to help you understand and treat these serious disorders.

- Among other things, you'll learn how to:
 - identify key risk factors for renal failure
 - understand how each type of acute renal failure occurs and affects other body systems
 - spot the effects of each phase of acute renal failure
 - detect characteristic signs and symptoms of chronic renal failure
 - explain to patients how diagnostic tests reveal renal failure and how drugs and other treatments can control the disorder
 - teach patients to make diet and lifestyle changes to minimize complications. (2007)

Also popular is the Assessing Heart Sounds CD-ROM. To visit the page click on the following link.

<http://www.msmedia.com.au/assessing-heart-sounds.php>

Cat #: BL-1D3

Cardiac Signs and Symptoms DVD



30 minutes

Cardiac Signs and Symptoms shows you how to recognize abnormal heart sounds, such as an S3 and S4, and murmurs; determine their probable causes; and intervene quickly and appropriately. You'll learn:

- the best place to listen for an S3 or S4, how these sounds develop, and how to distinguish them from split heart sounds
- which other signs and symptoms to look for if you detect an S3 sound in a patient with chronic heart failure
- how an S4 can result from increased resistance to ventricular filling - and hear what it sounds like
- how proper patient positioning and stethoscope placement can ensure accurate assessment of murmurs and other abnormal heart sounds
- how to characterize a murmur's intensity, pitch, quality, shape, and durationand much, much more. (2006)

Cat #: BL-2D3

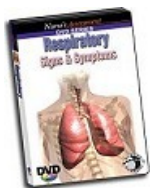
Vascular Signs and Symptoms DVD



31 minutes

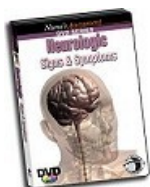
Assess vascular signs and symptoms quickly and accurately, detect associated findings, identify probable causes, and provide optimal patient care - all in an easy-to-use and compelling format. You'll learn:

- how to distinguish between a carotid bruit and a venous hum
- why you shouldn't palpate both carotid arteries at once
- how to objectively describe pulse amplitude using a scale ranging from zero to 4+
- what kind of murmur may be associated with life-threatening aortic dissection
- why hypertension can cause retinal changes, such as cotton-wool patches and papilledema - and how you can assess for these signs
- the best place to listen for a renal artery bruit
- why you should assess for dependent edema in a patient with renal artery stenosis and much, much more. (2006)

[Cat #: BL-3D3](#)**Respiratory Signs and Symptoms DVD****31 minutes**

This DVD will show you how to recognize respiratory signs and symptoms, such as adventitious breath sounds and dyspnea; identify their likely causes; and provide prompt and effective nursing care. You'll learn:

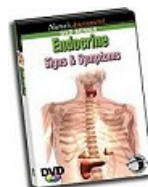
- where to listen for bronchial, bronchovesicular, and vesicular breath sounds - and what these sounds mean
- how to accurately assess diaphragmatic excursion, chest expansion, and vocal resonance
- how pneumonia can produce coarse crackles, whispered pectoriloquy, bronchophony, and egophony
- how to distinguish between crackles and other adventitious sounds, such as sonorous wheezes
- what it can mean when a patient with dyspnea develops an accentuated pulmonic heart sound, or P2
- how to tell if your patient has a pleural friction rub or a pericardial friction rub - and what this finding could meanand much, much more. (2006)

[Cat #: BL-4D3](#)**Neurologic Signs and Symptoms DVD****30 minutes**

Decreased level of consciousness... hemiparesis... severe frontal headache. Serious - and possibly life-threatening - neurologic signs and symptoms such as these require expert assessment skills. And that's what this DVD provides - along with the nursing interventions needed to ensure optimal patient care. You'll learn:

- how shining a penlight into your patient's eyes can produce both a direct and indirect pupillary reaction
- how to perform motor and sensory testing in a patient who has had a CVA
- why increased ICP can cause the optic disk to swell, resulting in papilledema
- which signs of increased ICP may signal pending brain stem herniation


- how to elicit Brudzinski's sign and Kernig's sign - and what these findings meanand much, much more. (2006)

[Cat #: BL-5D3](#)**Endocrine Signs and Symptoms DVD****31 minutes**

With amazing clarity, this DVD shows you how to spot clusters of endocrine signs and symptoms, assess them rapidly and thoroughly, uncover their most probable cause, and provide appropriate nursing care.

You'll learn:

- how to distinguish the signs and symptoms of thyrotoxic crisis from those of myxedema
- the easiest, most accurate techniques for thyroid gland inspection, palpation, and auscultation
- how to differentiate between a thyroid bruit and a venous hum
- why thyroid hormone excess may cause a widened pulse pressure
- which key laboratory values can pinpoint thyrotoxic crisis and myxedema
- how to recognize Kussmaul's respirations and other cardinal signs of diabetic ketoacidosis
- how to detect retinal changes in a patient with diabetic retinopathy.....and much, more. (2007)

[Cat #: BL-6D3](#)**Signs and Symptoms of Fluid and Electrolyte Imbalances DVD****29 minutes**


Through realistic clinical scenes and eye-catching computer animations, this DVD shows you how to swiftly detect signs and symptoms of fluid and electrolyte imbalances, link your findings to their most probable cause, and provide the best possible nursing care. You'll learn:

- how to elicit Chvostek's signs and Trousseau's signs - two clear indicators of hypocalcemic tetany
- how to prevent voluntary muscle movement when assessing deep tendon reflexes through patient distraction

- which electrocardiographic changes suggest which electrolyte imbalances
- how hyperkalemia disrupts nerve and myocardial cell conduction, causing specific neurologic and cardiac signs and symptoms
- how syndrome of inappropriate antidiuretic hormone secretion can produce signs and symptoms of dilutional hyponatremia and hypervolemia
- why hypervolemia changes the pulses' amplitude and contour.....and much, more. (2007)

[Cat #: BL-1D4](#)

Managing Serious Disorders: Shock DVD



25 minutes

This DVD shows aspects of the disorder as you've never seen it before: from within your patient's body. What you see will deepen your understanding of the pathophysiology of shock and will relate your nursing assessments and interventions to those internal developments. With this DVD, you'll learn:

- why shock causes lactic acid to accumulate in the blood, causing metabolic acidosis
- how compensatory mechanisms in cardiogenic shock can create tachycardia and abnormal heart sounds, such as a summation gallop
- how the juxtaglomerular cells in the kidneys compensate for low blood flow in shock by releasing renin, which triggers the renin-angiotensin-aldosterone system
- how to best restore blood volume for a patient with hypovolemic shock by administering a crystalloid solution such as normal saline
- how intra-aortic balloon pump counterpulsation therapy helps treat cardiogenic shock.....and much, much more.

[Cat #: BL-2D4](#)

Managing Serious Disorders: Sepsis DVD



26 minutes

This DVD will show you - in an imaginative and practical way - how to quickly recognize signs of sepsis, perform a focused assessment, and provide the best possible care to your patient. With this DVD, you'll learn:

- how a local infection can evolve into sepsis, septic shock, multiple organ dysfunction syndrome, and death - unless you intervene quickly and expertly
- how activated drotrecogin alfa can reduce the risk of fatal clotting abnormalities in severe sepsis and septic shock
- why early septic shock can cause abnormally high cardiac output
- the two stages of septic shock - hyperdynamic and hypodynamic - and their different signs and symptoms.....and much more.



P.O Box 136,

MT DRUITT N.S.W 2770

Australia

Tele: (02) 9675 7750

Fax: (02) 9675 7702

<http://www.msmedia.com.au>