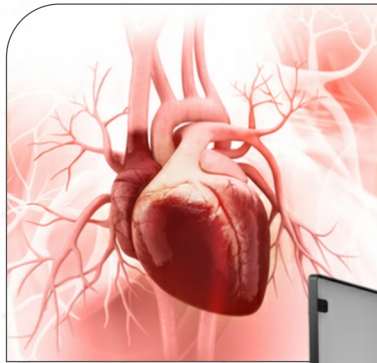




MEDICAL DVD 2017 CATALOGUE



MEDICAL & SCIENCE MEDIA

Telephone: (02) 9675-7750 www.msmedia.com.au

Welcome to our Medical DVD PDF catalogue. Thank you for downloading the catalogue, we hope you find it useful. The prices in this catalogue do not include GST. Prices are in Australian dollars.

A Price List is included in this catalogue, but as you know they can change without notice, so we recommend you go to our web site at www.msmedia.com.au regularly to download the latest version.

CONTENTS

Cardiology & Respirology DVD.....	03
General Medical DVD.....	04 - 07
Infectious Diseases DVD.....	08 - 10
Nursing Education DVD.....	11 - 16
OBGYN & Pediatrics DVD.....	17 - 18
Oral Medicine DVD.....	19 - 20
Pharmacology DVD.....	21 - 23
PRICE LIST	24 - 28

MEDICAL & SCIENCE MEDIA

P.O Box 136, Mount Druitt N.S.W 2770 Australia
Telephone: (02) 9675-7750 Facsimile: (02) 9675-7702



All images in this catalogue are copyright, and cannot be used without permission.

CARDIOLOGY & RESPIROLOGY DVD



Cat.# MS-1I - CARDIOVASCULAR EXAMINATION DVD

The film starts with a brief history, and then a demonstration of the systematic examination of the cardiovascular system in a 63-year old woman with mixed mitral valve disease. It finishes with discussion of examination technique.

© 2004 - 29 minutes



Cat.# MS-2I - RESPIRATORY EXAMINATION DVD

The systematic technique for examination of the respiratory system is demonstrated on a normal man. The programme finishes with a discussion of breath sounds, added sounds, and some constellations of physical signs, and the use of the peak flow meter.

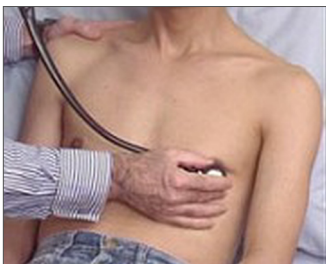
© 2005 - 20 minutes



Cat.# MS-16I - CARDIAC CASES 1 DVD

On this film four classical cases in adults of congenital, and valvular heart disease are presented, and their physical signs demonstrated. They are: patent ductus arteriosus; atrial septal defect; severe aortic regurgitation; and mixed aortic and mitral valve disease. Each case presentation is followed by a brief relevant discussion. This and the succeeding film together provide an excellent introduction to the diagnosis of such cardiac disorders, with the sounds well recorded.

© 2004 - 28 minutes



Cat.# MS-17I - CARDIAC CASES 2 DVD

On this film four classical cases in adults of valvular heart disease are presented, and their physical signs demonstrated. They are: pure mitral stenosis; mitral valve prolapse; mixed mitral valve disease with aortic regurgitation; and cor pulmonale with severe tricuspid regurgitation. Each case presentation is followed by a brief relevant discussion. This and the preceding film together provide an excellent introduction to the diagnosis of such cardiac disorders, with the sounds well recorded.

© 2004 - 34 minutes

Available as Institutional and Individual licences. See [page 24](#) for prices



Cat.# MS-19I - RESPIRATORY PHYSICAL SIGNS DVD

On this film are demonstrated five patients with different respiratory diseases, who together illustrate many of the respiratory physical signs and how to interpret them. The cases are: consolidation of the left lower lobe due to tuberculosis; acute asthma; long-standing complete atelectatic collapse of the left lung; a large right pleural effusion; and right basal bronchiectasis. The film complements Programme 2 (Examination of the Respiratory System); in this film the sounds are recorded (e.g bronchial breathing, whispering pectoriloquy, and pleural friction rub).

© 2005 - 38 minutes

GENERAL MEDICAL DVD



Cat.# MS-63I - NEUROLOGICAL EXAMINATION DVD

The full systematic examination of the nervous system demonstrated on a young man with history and physical signs of Multiple Sclerosis (first 30 minutes). Specific aspects of examination technique are then discussed and useful tips and alternative approaches considered. The film naturally divides into two halves, for demonstration purposes.

© 2005 - 53 minutes



Cat.# MS-12I - EXAMINATION OF THE EAR, NOSE AND THROAT DVD

The important aspects of examining the throat and neck are first shown in two men, one with loss of voice, and the second with a painless lump in the neck. The systematic examination of the oral cavity and of lymph nodes and other lumps in the neck is expertly demonstrated, with emphasis on the underlying anatomy. The importance of early diagnosis of laryngeal carcinoma and of nasopharyngeal carcinoma is emphasised. Finally, on a normal subject Michael Rothera shows how to examine the ear and nose, including proper use of the auriscope and Thudicum's nasal speculum.

© 2006 - 35 minutes



Cat.# MS-13I - OPHTHALMIC EXAMINATION DVD

The important equipment is first described, and then a systematic ocular examination demonstrated on two patients. Finally, many of the common examples of eye pathology are reviewed on slides in discussion with Patrick Ho.

© 2006 - 34 minutes

Available as Institutional and Individual licences. See [page 24](#) for prices



Cat.# MS-14I - DERMATOLOGICAL EXAMINATION DVD

First, the basic principles of taking a dermatological history are demonstrated in a woman with long-standing small plaque psoriasis and one with dermatitis, and their physical findings shown, along with those of a boy with atopic dermatitis and a man with large plaque psoriasis and dystrophic nails. In the discussion, the pathophysiology of psoriasis and eczema are reviewed, and the terminology used to describe skin lesions reviewed on slides.

© 2006 - 38 minutes



Cat.# MS-5I - RENAL, BLADDER AND RECTAL EXAMINATION DVD

Systematic approach to the patient with renal colic and a calculus demonstrated first; (interesting differences in examination technique to those shown in programme 4). Specific aspects then illustrated on a patient with polycystic kidneys and one with chronic urinary retention and a distended bladder. Technique of rectal examination then demonstrated on a man with carcinoma of prostate.

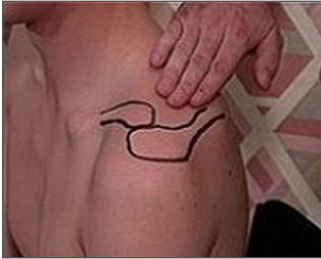
© 2005 - 26 minutes



Cat.# MS-6I - EXAMINATION OF THE INGUINO-SCROTAL REGION DVD

The technique of examining the groin, scrotum and testes is demonstrated on five men, with respectively varicocele, hydrocele, irreducible inguinal hernia in a wide-necked sac, secondary phimosis, and a direct inguinal hernia in a man with previous amputation of penis and groin lymph gland resection for carcinoma of penis.

© 2005 - 22 minutes



Cat.# MS-9I - EXAMINATION OF THE SHOULDER AND UPPER LIMB DVD

First, the systematic demonstration of the shoulder, elbow and wrist joints is given on a normal young man, along with the relevant surface anatomy. Then the examination of the hand in a patient with rheumatoid arthritis is demonstrated with particular emphasis on composite function.

© 2005 - 23 minutes



Cat.# MS-10I - EXAMINATION OF THE HIP JOINT DVD

First, gait is discussed in general, and the origin of a limp. The systematic examination of the hips is then demonstrated on a man with severe osteoarthritis of both hips, followed by the examination of a normal subject.

© 2005 - 26 minutes

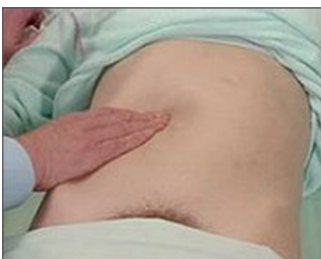


Cat.# MS-11I - EXAMINATION OF THE KNEES AND ANKLES DVD

The problem-orientated approach to the examination of the knee is demonstrated in two different subjects with different problems and concerns. First, a younger man with pain, swelling and locking of the knee, (with emphasis on the underlying anatomy); and second in an elderly lady with painful osteoarthritis. Finally, the examination of the ankle is undertaken in a woman with a previous fracture of the ankle and pain on walking.

© 2005 - 23 minutes

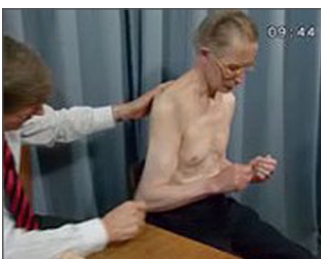
Available as Institutional and Individual licences. See [page 24](#) for prices



Cat.# MS-4I - ABDOMINAL EXAMINATION DVD

Systematic alimentary system history and examination demonstrated on three patients - two with chronic liver disease and ascites, and one with acute abdominal pain, and acute intermittent porphyria masquerading as an acute abdomen (which requires a much more gentle approach).

© 2005 - 29 minutes



Cat.# MS-27I - PAGET'S DISEASE OF BONE DVD

Paget's Disease of Bone is an extremely common focal bone disease in some parts of the world, notably the North West of England. In this film the disease is explored through the eyes of three patients with a range of severity, and different bones involved. The physical findings, diagnosis and investigation (including bone scans) and treatment with modern bisphosphonate drugs are all illustrated. The film finishes with a discussion of some of the unresolved issues and recent advances in management, based on experience with more than 500 cases in Salford.

© 2006 - 45 minutes



Cat.# MS-8I - RHEUMATOLOGICAL EXAMINATION DVD

The systematic evaluation of the musculo-skeletal system is demonstrated in a young man with acute polyarthritis. The differential diagnosis and treatment of rheumatoid arthritis is then discussed.

© 2005 - 29 minutes



Cat.# MS-37I - CUSHING, NELSON'S SYNDROME AND MACROPROLACTINOMA DVD

On this film, Julian Davis presents a lady with Cushing's syndrome due to a microadenoma of the pituitary (who also has MEN1); David Anderson presents two cases of Nelson's syndrome, and Julian Davis a young man with MEN1 and a large macroprolactinoma. Together they illustrate many important aspects of the diagnosis and treatment of these conditions. 2004

© 2004 - 47 minutes

Available as Institutional and Individual licences. See [page 24](#) for prices



Cat.# MS-35I - ACROMEGALY DVD

Acromegaly is a chronic disease caused by a growth hormone secreting pituitary tumour. Three cases of acromegaly are presented and together illustrate many of the clinical features of this disease, its diagnosis and its modern medical management, including the use of long-acting somatostatin analogues.

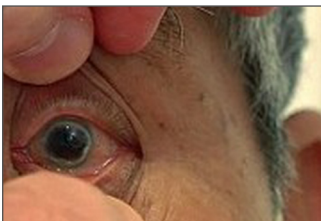
© 2004 - 45 minutes



Cat.# MS-38I - DIABETES 1: THE DIABETIC FOOT DVD

A variety of cases of the neuropathic and vascular foot complications of diabetes are presented and discussed by experts in diabetes and its complications. The prevention, evaluation and management of foot ulcers and gangrene complicating diabetes are comprehensively illustrated.

© 2004 - 46 minutes



Cat.# MS-61I - FAMILIAL HYPERCHOLESTEROLAEMIA DVD

Familial Hypercholesterolaemia and its relevance to lipid levels. Features 5 patients and a discussion with Professor Brian Tomlinson of the Chinese University in HK.

© 2009 - 47 minutes



Cat.# MS-28I - THYROID DISEASE 1: HORMONE DISORDERS DVD

Two patients are demonstrated in this film, showing the extremes of hormonal upset due to autoimmune thyroid disease. The first patient has classical gross myxoedema at a stage that should not be seen nowadays; the transformation after four months on thyroxine is dramatic. The second man has Graves' disease, but had been labelled a respiratory cripple because of silicosis, and this contributed to the missed diagnosis. He too has classical physical signs, including atrial fibrillation (at the outset) and a loud thyroid bruit. The treatment of both disorders is discussed.

© 2006 - 30 minutes



Cat.# MS-36I - PANHYPOPITUITARISM DVD

Six patients with various causes of Panhypopituitarism are presented who illustrate many of the pitfalls in diagnosis and treatment, and aspects of modern replacement therapy, including the importance of glucocorticoid replacement for surgical and emergency cover, and the use of growth hormone.

© 2004 - 58 minutes



Cat.# MS-18I - THE MODERN MANAGEMENT OF PROSTATIC DISEASE DVD

In this film Peter Chan first reviews the important symptoms of prostatic disease, and the examination findings, and the value of prostate specific antigen, and uroflowmetry and ultrasound. Con Metreweli then demonstrates prostatic ultrasound on two patients. Peter Chan then carries out a trans-urethral prostatectomy on one of the patients. The film ends with a discussion of various issues, including medical treatment of both benign and malignant prostatic disease.

© 2006 - 23 minutes



Cat.# MS-33I - PRINCIPLES AND PRACTICE OF ANAESTHESIA 1 DVD

Professor Prys-Roberts illustrates many of the principles of modern anaesthesia on two patients - one having a partial thyroidectomy for a large thyroid nodule, and the other an inguinal hernia repair in a man with hypertension.

© 2006 - 55 minutes



Cat.# MS-15I - FIVE SIMPLE PRACTICAL PROCEDURES DVD

This film illustrates five simple but important practical procedures (venesection, putting up a drip, arterial puncture, lumbar puncture, and bladder catheterisation - male), which are often poorly taught to medical students. If these techniques are learnt and followed, discomfort to the patient is minimised, and the chances of an inadvertent needlestick injury to the operator, or complications to the patient will be greatly reduced.

© 2006 - 49 minutes



Cat.# MS-62I - MINI MENTAL STATE EXAMINATION DVD

Here we see Professor Timothy Kwok of CUHK perform a mini-mental state examination on an 85 year old lady, after getting the history of deteriorating mental function from her son. It's followed by a discussion on how to score in an accurate and repeatable manner.

© 2006 - 47 minutes

Available as Institutional and Individual licences. See [page 24](#) for prices



Cat.# MS-26I - INSERTION AND CARE OF THE CENTRAL VENOUS PRESSURE LINE DVD

The film starts with a demonstration of the relevant anatomy of the structures in the neck on a pull-apart model. The technique of insertion of a CVP line over a Seldinger guide wire is shown first on one patient under local anaesthetic using the subclavian approach, and then on an anaesthetised patient using an internal jugular approach. The technique for measuring the central venous pressure is then shown, and the film finishes with a discussion of the do's and don'ts of CV Pressure Lines.

© 2006 - 30 minutes

INFECTIOUS DISEASES DVD



Cat.# MS-301 - POLIOMYELITIS AND ACUTE FLACCID PARALYSIS DVD

Dr Khanh is a paediatric neurologist with great experience of polio. On this film he presents two infants, the first a 13-month old boy with pure motor paralysis due to classical acute poliomyelitis, and asymmetrical paralysis of the lower limbs; and the second a three year old boy with symmetrical distal limb weakness due to Guillain-Barr syndrome. The clinical features are well presented, and the differential diagnosis and management fully discussed. The film concludes with new discussions on immunisation strategies against poliomyelitis in developing and developed countries, and the relative merits and risks of live oral versus inactive polio vaccines.

© 2004 - 31 minutes



Cat.# MS-391 - CHILDHOOD EXANTHEMS: MEASLES, CHICKENPOX, AND SCARLET FEVER DVD

Measles is one of the most infectious diseases known, with a significant morbidity and mortality, especially in the malnourished. The main features of five cases are demonstrated and treatment discussed. Then seven cases of chickenpox (Varicella) are shown, ranging from a trivial illness in young children to severe disseminated chickenpox in adults. This is followed by a discussion of many of the issues relating to immunisation, and important aspects of treatment. Finally, Dr Heath presents a child with a streptococcal rash, who has also had meningococcal septicaemia; and in the context of this child and another case discusses classical Scarlet Fever, as well as meningococcal disease and its early recognition. This film gets close to giving the viewer real clinical experience of these classical and preventable infectious diseases.

© 2004 - 45 minutes

Available as Institutional and Individual licences. See [page 24](#) for prices



Cat.# MS-441 - DOG BITE AND RABIES PREVENTION DVD

Most people consider rabies to be a disease of importance solely in the developing world, but it is in fact ubiquitous and remains a perpetual threat even in developed countries. In India alone 30,000 people die from the disease each year, half of them children. Once symptoms (hydrophobia aerophobia or paralysis) have developed death is inevitable. On this film we see graphic cases of rabies and talk to experts from India and the United States about the signs and symptoms, its primary and secondary prevention, different immunisation regimes (especially intradermal), and the dog management programme in India.

© 2003 - 48 minutes



Cat.# MS-601 - IMPROVING RABIES PREVENTION THROUGH INTRADERMAL VACCINATION DVD

This supplementary DVD was made in response to the WHO endorsing the use of intradermal vaccination as a way of rabies prevention. We interview experts at the Thai Red Cross in Bangkok, and the WHO, RITM and San Lazaro Hospital in Manila as well as explore the technique of intradermal vaccination itself.

© 2008 - 20 minutes



Cat.# MS-34I - DIPHThERIA AND TETANUS DVD

These dreadful diseases, easily prevented by active immunisation programmes, are still rife in many less fortunate parts of the world. On this film, we explore these two diseases with the help of specialists in Ho Chin Minh City, Vietnam and San Lazaro Hospital, Manila, the Philippines. A total of 10 cases of tetanus, and five of diphtheria well illustrate the horror of these preventable diseases. Discussions also consider the pathophysiology of these classical diseases and immunisation programmes.

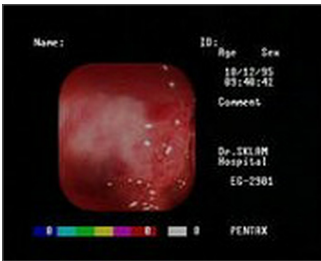
© 2004 - 55 minutes



Cat.# MS-46I - DENGUE FEVER AND DENGUE HAEMORRHAGIC FEVER DVD

Dengue is caused by four strains of a RNA flavivirus, transmitted by the daytime biting Aedes mosquito, and is primarily a disease of the tropics and subtropics. Thought for long to be a benign infection, the past 50 years has seen a global explosion in Dengue and its complications. Increasing urbanization, crowding and travel mean that we now have a pandemic; furthermore dengue is now considered by WHO to be a serious disease of global importance. On this film we see patients at various stages and of varying degrees of severity, presented by doctors in Manila and Bangkok, and we then hear about the aetiology, prevention, detection, pathophysiology and management of Dengue and Dengue Shock Syndrome.

© 2004 - 45 minutes



Cat.# MS-43I - HELICOBACTER PYLORI AND GASTRODUODENAL DISEASE DVD

The Nobel Prize for Medicine in 2005 has been awarded to Warren and Mitchell for the discovery of Helicobacter pylori and its central role in gastro-duodenal disease. On this film we consider all relevant aspects of Helicobacter pylori with the help of authorities in this field. We first look at four representative cases undergoing upper GI endoscopy followed by an informative clinical discussion. The second part of the film is a detailed discussion with Professor Joseph Sung and Dr Frances Chan, in which we explore important recent developments, including the relevance between H. Pylori and patients treated with Asprin and NSAIDs, non-specific dyspepsia, stomach cancer and difficult antibiotic regimens. As an appendix, we have a demonstration of the cleaning of the endoscope (of especial importance for theatre nurses).

© 2005 - 46 minutes

Available as Institutional and Individual licences. See [page 24](#) for prices



Cat.# MS-32I - DIAGNOSIS AND TREATMENT OF MALARIA DVD

Falciparum malaria is a continuing scourge throughout the tropical world, and a disease with which all doctors should be thoroughly familiar, in these days of extensive air travel. Dr Arnold, was a leading researcher in clinical management of malaria, and is filmed with staff at the Centre for Tropical Diseases in Ho Chi Minh City, Vietnam, where important research in the use of the Artemisinin derivatives, derived from a traditional Chinese remedy Qing Hao, was conducted. First some cases are presented, including one with cerebral malaria (Glasgow Coma score test demonstrated); then the technique of diagnosis including staining of thin and thick blood films is shown, and the parasites of P.falciparum and vivax illustrated. There is then a full discussion with Dr Arnold, with the life cycle of the parasite well illustrated, and treatment and prevention discussed, followed by an updated discussion with world expert in Malaria Professor Sornchai Loowaresan on its prevention and treatment.

© 2004 - 28 minutes



Cat.# MS-59I - MENINGITIS DVD

This film features 3 patients with meningitis, shot in Manila, Philippines. Includes an example of meningococcaemia with its non-blanching rash.

© 2008 - 53 minutes



Cat.# MS-45I - **LEPROSY DVD**

Leprosy is caused by an acid-fast bacillus, and among the communicable diseases is traditionally associated with the greatest fear and social stigma. It affects mainly the skin, and peripheral nerves, and carries the greatest potential for permanent, progressive and obvious disfiguration and disability. In the early stages it is now curable, and on this film we learn about all aspects of the disease through presentation and discussion of 14 patients filmed with experts in China and India.

© 2004 - 52 minutes



Cat.# MS-47I - **HEPATITIS 1: B AND E DVD**

Hepatitis B is a major cause of morbidity and mortality in many parts of the world, with its vertical transmission from mother to child, and its capacity to cause cirrhosis and hepatocellular carcinoma. Immune tolerance, especially in the young plays a major role in chronicity, and ultimately fatal complications. The cases and discussion cover many of the important advances in its understanding and treatment including the use of antiviral drugs, and immunisation. Hepatitis E on the other hand is caused by a food-borne RNA virus and the case shown on this film was in a patient with chronic hepatitis B.

© 2005 - 58 minutes



Cat.# MS-48I - **HEPATITIS 2: A, C AND NON-VIRAL DVD**

The DVD first shows a typical case of hepatitis A, illustrating the importance of active immunisation. Hepatitis C, also due to an RNA virus, is quite different in its pathophysiology, being mainly bloodborne, and susceptible to chronicity and ultimately leading to hepatocellular carcinoma. The cases shown and the expert discussions illustrate most of the important aspects of this disease and its (still unsatisfactory) treatment with pegylated interferon and antiviral drugs. Finally, we see and discuss a case of alcoholic hepatitis, and another patient with a classical flapping tremor of liver failure.

© 2005 - 66 minutes

Available as Institutional and Individual licences. See [page 24](#) for prices



Cat.# MS-29I - **CLINICAL MANIFESTATIONS AND TREATMENT OF AIDS DVD**

Two doctors explore the Acquired Immunodeficiency Syndrome, through the eyes of three of their patients in Hong Kong. A Caucasian American businessman presented with pneumocystis carinii pneumonia, and also has cytomegalovirus and oral candidiasis, and incipient cerebral atrophy. A Chinese man presented with Penicillium marneffeii pneumonia, and has major anxieties about his family discovering that he has AIDS and is homosexual. J J Chan, a Hong Kong disc jockey who presented with pneumocystis, has eosinophilic folliculitis and now advanced Kaposi's sarcoma. He went public to help increase awareness of AIDS and its prevention in Hong Kong. Together these men illustrate many of the physical and psychological problems of this disease in people with access to advanced medical services. The film also illustrates on a slide presentation many of the cutaneous and other manifestations of AIDS, and the DVD concludes with a new discussion of the general principles of its management and prevention, and how the field has changed in the nine years since the patients were filmed.

© 2005 - 62 minutes

NURSING EDUCATION DVD

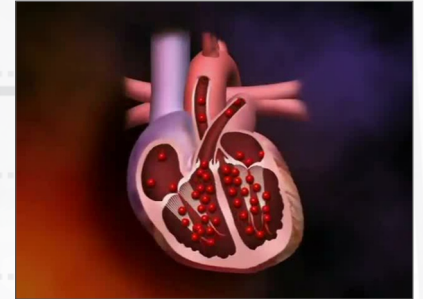
Cat.# BL-1D4I - MANAGING SERIOUS DISORDERS: SHOCK

This DVD shows aspects of the disorder as you've never seen it before: from within your patient's body. What you see will deepen your understanding of the pathophysiology of shock and will relate your nursing assessments and interventions to those internal developments.



With this DVD, you'll learn:

1. Why shock causes lactic acid to accumulate in the blood, causing metabolic acidosis
2. How compensatory mechanisms in cardiogenic shock can create tachycardia and abnormal heart sounds, such as a summation gallop
3. How the juxtaglomerular cells in the kidneys compensate for low blood flow in shock by releasing renin, which triggers the renin-angiotensin-aldosterone system
4. How to best restore blood volume for a patient with hypovolemic shock by administering a crystalloid solution such as normal saline
5. How intra-aortic balloon pump counterpulsation therapy helps treat cardiogenic shock.....and more.



© 2012 - 25 minutes

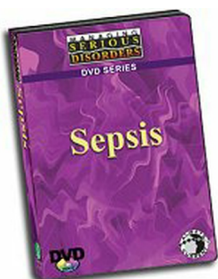


Managing Serious Disorders - Set of 2 DVD

Cat.# BL-3D4I

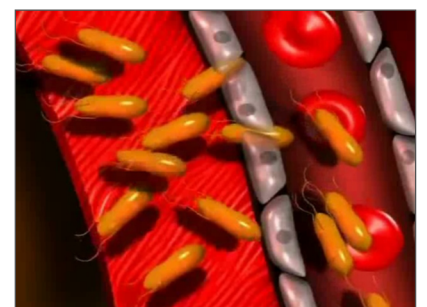
Cat.# BL-2D4I - MANAGING SERIOUS DISORDERS: SEPSIS

This DVD will show you - in an imaginative and practical way - how to quickly recognize signs of sepsis, perform a focused assessment, and provide the best possible care to your patient.



With this DVD, you'll learn:

1. How a local infection can evolve into sepsis, septic shock, multiple organ dysfunction syndrome, and death - unless you intervene quickly and expertly
2. How activated drotrecogin alfa can reduce the risk of fatal clotting abnormalities in severe sepsis and septic shock
3. Why early septic shock can cause abnormally high cardiac output
4. The two stages of septic shock - hyperdynamic and hypodynamic - and their different signs and symptoms.....and more.




© 2012 - 26 minutes

Available as Institutional and Individual licences. See [page 24](#) for prices

Cat.# BL-1D1I - PATHOPHYSIOLOGY: HEART FAILURE AND PULMONARY EDEMA

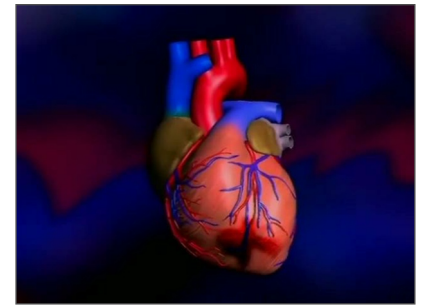
Enhance your patient care by deepening your understanding of heart failure and pulmonary edema. See exactly what's happening inside your patient and know exactly what it means for your care.



With this DVD, you'll get a wealth of practical information on every clinically relevant aspect of these two disorders:

1. Anatomy and physiology: You'll review key structures and processes.
2. Disease causes: You'll see how heart failure and pulmonary edema develop.
3. Signs and symptoms: You'll link assessment findings to what's happening inside your patient
4. Complications: You'll learn how complications develop, and you'll recognize their warning signs.
5. Diagnostic tests: You'll understand the significance of abnormal test results.
6. Priority interventions: When these disorders reach a crisis point, you'll know what to do first - and why.
7. Essential teaching topics: You'll know exactly what to teach your patients.


© 2012 - 32 minutes



Cat.# BL-2D1I

PATHOPHYSIOLOGY: CORONARY ARTERY DISEASE AND ANGINA PECTORIS

See exactly what's happening inside patients with coronary artery disease (CAD) and angina pectoris, and know exactly what it means for your nursing care.

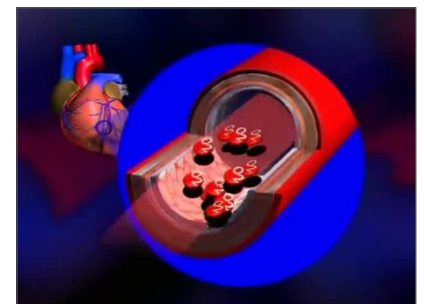


With this DVD, you'll get a wealth of practical information on every clinically relevant aspect of these two disorders.

You'll be able to:


1. Identify key risk factors for CAD
2. Differentiate between stable and unstable angina, their pathophysiologies, and treatments
3. Understand how CAD affects internal structures and processes
4. Recognize signs and symptoms of CAD and angina, and link your assessment findings to what's happening inside your patient's body
5. Detect complications and intervene before they reach a crisis point
6. Explain to patients how diagnostic tests reveal CAD and potential risk factors, and how drugs and surgery help treat CAD and reduce angina pain
7. Each patients with CAD and angina how to care for themselves and improve their quality of life.....and much more.

© 2012 - 32 minutes



Cat.# BL-3D1I - PATHOPHYSIOLOGY: HYPERTENSION

Identify signs of hypertension - "the silent killer" - and help treat it before life-threatening complications occur.



You'll see exactly what's happening inside your patient with hypertension and know exactly what it means for your nursing care.

With this DVD, you'll learn how to:


1. Differentiate between primary and secondary hypertension
2. Identify modifiable and unmodifiable risk factors
3. Spot hard-to-detect signs and symptoms that point to potential complications
4. Determine which stage of hypertension your patients are in
5. Analyze diagnostic test results with skill and accuracy
6. Provide high-quality patient teaching that complements nursing and medical interventions and helps control high blood pressure.....and more.

© 2012 - 32 minutes



Cat.# BL-4D1I - PATHOPHYSIOLOGY: MYOCARDIAL INFARCTION

Spot warning signs and symptoms of myocardial infarction (MI) and its life-threatening complications, and intervene quickly and expertly.

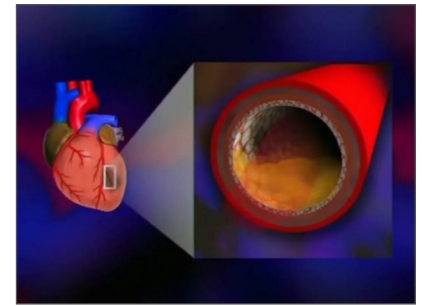


You'll see exactly what's happening inside your patient's body and know exactly what it means for your nursing care before, during, and after an MI.

With this DVD, you'll learn how to:


1. Respond swiftly and effectively to reduce the risk of sudden death
2. Analyze electrocardiogram tracings and other diagnostic test results to determine where the patient's heart has been damaged
3. Understand how a non-Q wave MI progresses to a Q wave MI
4. Prepare the patient for related medical and surgical treatments
5. Provide superior ongoing nursing care once the patient's condition has stabilized
6. Teach the patient how to achieve a full recovery through lifestyle changes and cardiac rehabilitation.....and more.

© 2012 - 31 minutes



Cat.# BL-5D1I - PATHOPHYSIOLOGY: DIABETES MELLITUS

Provide expert care for your patients with diabetes mellitus - one of the most common, complex, and deadly diseases in the United States today. You'll get a wealth of practical information you can use every day on the job.

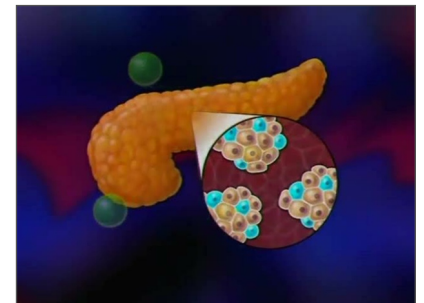


You'll see exactly what's happening inside the body of your diabetic patient and know exactly what it means for your nursing care.

With this DVD, you'll learn how to:


1. Rapidly identify signs and symptoms of dangerous diabetic complications, such as diabetic ketoacidosis (DKA) and hyperglycemic hyperosmolar nonketotic (HHNK) syndrome
2. Analyze related diagnostic test results quickly and accurately
3. Treat diabetes mellitus and its complications with confidence
4. Provide expert ongoing nursing care for your diabetic patients
5. Teach your patients to control diabetes and prevent life-threatening complications through drug therapy, diet, and exercise.....and more.

© 2012 - 30 minutes



Cat.# BL-6D1I - PATHOPHYSIOLOGY: ARRHYTHMIAS

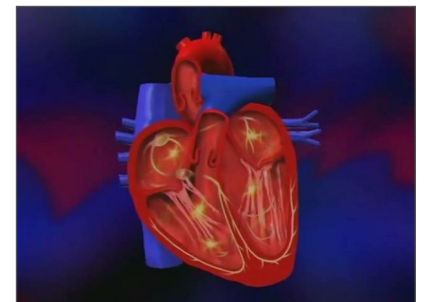
Quickly spot the telltale signs that distinguish a potentially deadly arrhythmia from a benign one. And learn to prevent arrhythmias - or stop them in their tracks. With this DVD, you'll get a wealth of practical information on every clinically relevant aspect of arrhythmias. You'll see exactly what's happening inside your patient and know precisely what it means for your nursing care.



Among other things, you'll learn how to:

1. Link your patient's assessment findings to changes in the electrical conduction system
2. Differentiate between atrial fibrillation and various types of atrioventricular (AV) blocks and ventricular arrhythmias, including their pathophysiologies
3. Analyze electrocardiogram tracings and other test results to pinpoint the type and severity of your patient's arrhythmias
4. Provide or assist with state-of-the-art treatments, such as implantable defibrillator insertion and drug therapy
5. Intervene rapidly and effectively to limit complications
6. Teach patients about vital tests, treatments, and follow-up care

© 2012 - 31 minutes


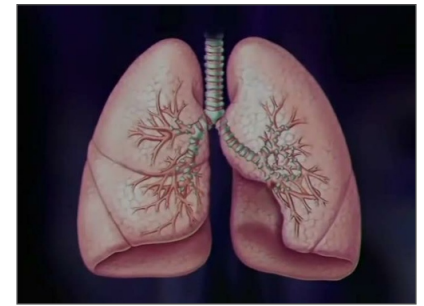


Cat.# BL-7D1I

PATHOPHYSIOLOGY: ASTHMA, EMPHYSEMA AND CHRONIC BRONCHITIS

Recognize the signs of asthma, emphysema, and chronic bronchitis, and manage these disorders effectively to prevent life-threatening complications.

With this DVD, you'll get a wealth of practical information to help you understand and treat these common respiratory disorders. You'll see exactly what's happening inside the patient's body and know precisely what it means to your nursing care.



Among other things, you'll learn how to:


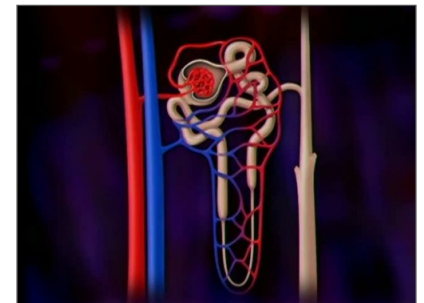
1. Identify factors that can trigger a dangerous acute exacerbation
2. Quickly spot the signs and symptoms of an acute exacerbation
3. Expertly assess patients with asthma, emphysema, or chronic bronchitis
4. Analyze ABG levels and chest X-rays to estimate the details of respiratory compromise
5. Prepare patients for therapy with bronchodilators, corticosteroids, mast-cell stabilizers, antileukotrienes, and other treatments
6. Teach patients how to manage their disorder after discharge.

© 2012 - 32 minutes

Cat.# BL-8D1I - PATHOPHYSIOLOGY: ACUTE AND CHRONIC RENAL FAILURE

See exactly what's happening inside your patients with acute or chronic renal failure. Learn how to spot the signs of these pathophysiologic changes and intervene to prevent life-threatening complications.

With this DVD, you'll get a wealth of in-depth, practical information to help you understand and treat these serious disorders. Among other things, you'll learn how to:



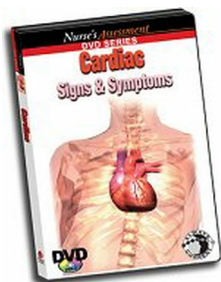
1. Identify key risk factors for renal failure
2. Understand how each type of acute renal failure occurs and affects other body systems
3. Spot the effects of each phase of acute renal failure
4. Detect characteristic signs and symptoms of chronic renal failure
5. Explain to patients how diagnostic tests reveal renal failure and how drugs and other treatments can control the disorder
6. Teach patients to make diet and lifestyle changes to minimize complications.

© 2012 - 31 minutes

Available as Institutional and Individual licences. See [page 24](#) for prices

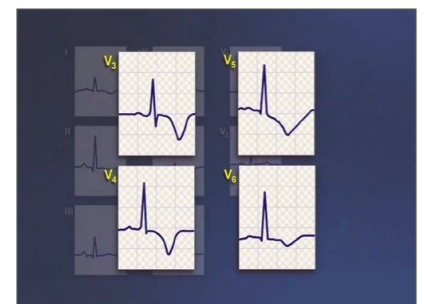
Cat.# BL-1D3I - CARDIAC SIGNS AND SYMPTOMS

Cardiac Signs and Symptoms shows you how to recognize abnormal heart sounds, such as an S3 and S4, and murmurs; determine their probable causes; and intervene quickly and appropriately.



You'll learn:

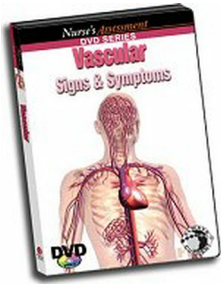
1. The best place to listen for an S3 or S4, how these sounds develop, and how to distinguish them from split heart sounds
2. Which other signs and symptoms to look for if you detect an S3 sound in a patient with chronic heart failure
3. How an S4 can result from increased resistance to ventricular filling - and hear what it sounds like
4. How proper patient positioning and stethoscope placement can ensure accurate assessment of murmurs and other abnormal heart sounds



© 2012 - 30 minutes

Cat.# BL-2D3I - VASCULAR SIGNS AND SYMPTOMS

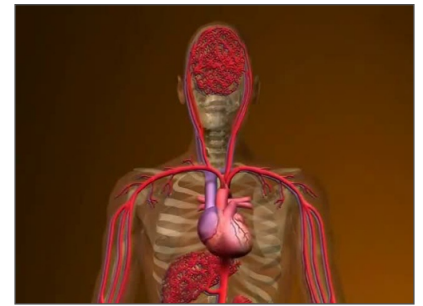
Assess vascular signs and symptoms quickly and accurately, detect associated findings, identify probable causes, and provide optimal patient care - all in an easy-to-use and compelling format.



You'll learn:

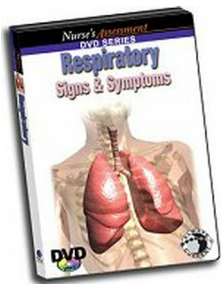
1. How to distinguish between a carotid bruit and a venous hum
2. Why you shouldn't palpate both carotid arteries at once
3. How to objectively describe pulse amplitude using a scale ranging from zero to 4+
4. What kind of murmur may be associated with life-threatening aortic dissection
5. Why hypertension can cause retinal changes, such as cotton-wool patches and papilledema - and how you can assess for these signs
6. The best place to listen for a renal artery bruit
7. Why you should assess for dependent edema in a patient with renal artery stenosis and more.

© 2012 - 31 minutes



Cat.# BL-3D3I - RESPIRATORY SIGNS AND SYMPTOMS

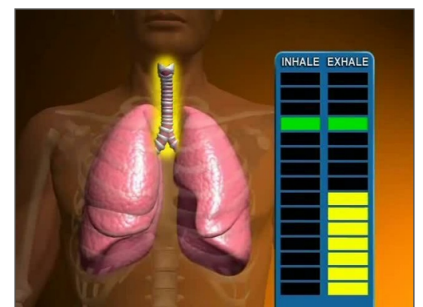
This DVD will show you how to recognize respiratory signs and symptoms, such as adventitious breath sounds and dyspnea; identify their likely causes; and provide prompt and effective nursing care.



You'll learn:

1. Where to listen for bronchial, bronchovesicular, and vesicular breath sounds - and what these sounds mean
2. How to accurately assess diaphragmatic excursion, chest expansion, and vocal resonance
3. How pneumonia can produce coarse crackles, whispered pectoriloquy, bronchophony, and egophony
4. How to distinguish between crackles and other adventitious sounds, such as sonorous wheezes
5. What it can mean when a patient with dyspnea develops an accentuated pulmonic heart sound, or P2
6. How to tell if your patient has a pleural friction rub or a pericardial friction rub - and what this finding could


© 2012 - 31 minutes



Available as Institutional and Individual licences. See [page 24](#) for prices

Cat.# BL-4D3I - NEUROLOGIC SIGNS AND SYMPTOMS

Decreased level of consciousness... hemiparesis... severe frontal headache. Serious - and possibly life-threatening - neurologic signs and symptoms such as these require expert assessment skills. And that's what this DVD provides - along with the nursing interventions needed to ensure optimal patient care.



You'll learn:


1. How shining a penlight into your patient's eyes can produce both a direct and indirect pupillary reaction
2. How to perform motor and sensory testing in a patient who has had a CVA
3. Why increased ICP can cause the optic disk to swell, resulting in papilledema
4. Which signs of increased ICP may signal pending brain stem herniation
5. How to elicit Brudzinski's sign and Kernig's sign - and what these findings meanand more.

© 2012 - 31 minutes



Cat.# BL-5D3I - ENDOCRINE SIGNS AND SYMPTOMS

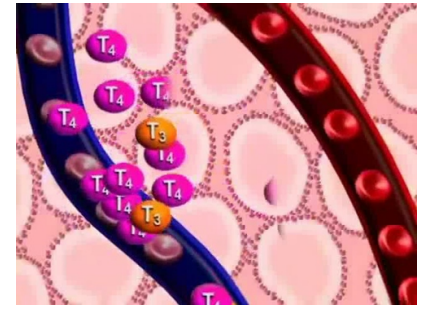
With amazing clarity, this DVD shows you how to spot clusters of endocrine signs and symptoms, assess them rapidly and thoroughly, uncover their most probable cause, and provide appropriate nursing care.



You'll learn:

1. How to distinguish the signs and symptoms of thyrotoxic crisis from those of myxedema
2. The easiest, most accurate techniques for thyroid gland inspection, palpation, and auscultation
3. How to differentiate between a thyroid bruit and a venous hum
4. Why thyroid hormone excess may cause a widened pulse pressure
5. Which key laboratory values can pinpoint thyrotoxic crisis and myxedema
6. How to recognize Kussmaul's respirations and other cardinal signs of diabetic ketoacidosis
7. How to detect retinal changes in a patient with diabetic retinopathy.....and more


© 2012 - 31 minutes



Available as Institutional and Individual licences. See [page 24](#) for prices

Cat.# BL-6D3I
SIGNS AND SYMPTOMS OF FLUID AND ELECTROLYTE IMBALANCES

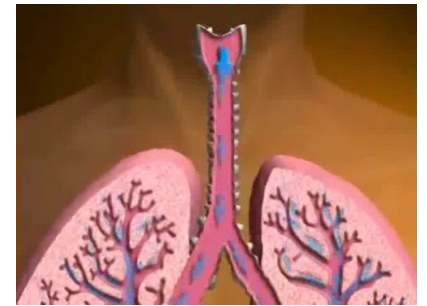
Through realistic clinical scenes and eye-catching computer animations, this DVD shows you how to swiftly detect signs and symptoms of fluid and electrolyte imbalances, link your findings to their most probable cause, and provide the best possible nursing care.



You'll learn:

1. How to elicit Chvostek's signs and Trousseau's signs - two clear indicators of hypocalcemic tetany
2. How to prevent voluntary muscle movement when assessing deep tendon reflexes through patient distraction
3. Which electrocardiographic changes suggest which electrolyte imbalances
4. How hyperkalemia disrupts nerve and myocardial cell conduction, causing specific neurologic and cardiac signs and symptoms
5. How syndrome of inappropriate antidiuretic hormone secretion can produce signs and symptoms
6. Symptoms of dilutional hyponatremia and hypervolemia
7. Why hypervolemia changes the pulses' amplitude and contour.....and more.

© 2012 - 29 minutes



OBGYN & PEDIATRICS DVD



Cat.# MS-23I - EARLY ANTENATAL CARE AND AMNIOCENTESIS DVD

First, Sir Naren Patel explores the issues of early antenatal care by reference to a 37-year old woman requesting testing for Down's syndrome. The pros and cons of different tests are discussed, and Drs McCulloch and Owen carry out an amniocentesis under Ultrasound control. The issues are discussed, and finally Dr Sandy Christie carries out a late anomaly scan.

© 2006 - 22 minutes



Cat.# MS-24I - CARE IN LATE PREGNANCY DVD

On this film four women in late pregnancy are presented. The first has a normal pregnancy, and systematic abdominal examination is demonstrated, and includes measurement of fundal height, and the use of a portable Doppler ultrasound machine to detect the baby's heartbeat. The second case is of a twin pregnancy; the third has polyhydramnios; and the fourth is an insulin-dependent diabetic lady. The film finishes with a demonstration of the use of the cardiocotograph to monitor the foetus, and its interpretation.

© 2006 - 27 minutes




Cat.# MS-25I

ASSESSMENT AND TREATMENT OF COMMON GYNAECOLOGICAL DISORDERS DVD

On this film we see the detailed assessment of a woman with two problems; an abnormal cervical smear and a large pelvic mass, which is probably a benign cyst. The major concerns of the patient, regarding the question of oophorectomy, and hormone replacement therapy are sympathetically addressed. Techniques demonstrated include colposcopy and pelvic ultrasound (Dr Sandy Christie).

© 2006 - 31 minutes



Cat.# MS-7I - EXAMINATION OF THE BREAST DVD

The systematic examination of the breast is demonstrated on a model, who is then instructed in the technique of self-examination. Galactorrhoea is demonstrated, and nipple discharge generally discussed. The systematic examination is then demonstrated again on a lady with a malignant breast lump, skin tethering, and axillary lymphadenopathy. This new edition concludes with demonstrations of the techniques for mammography and breast ultrasound by an experienced radiographer, and a discussion of their use in the diagnosis of breast cancer.

© 2005 - 52 minutes

Available as Institutional and Individual licences. See [page 24](#) for prices



Cat.# MS-20I - DEVELOPMENTAL ASSESSMENT DVD

Peter Sullivan takes us through the stages of normal development, under the headings of Gross Motor; Fine Motor and Vision; Hearing and Speech; and Social Interaction. This is demonstrated by his carrying out assessment in a baby of 3 months, an infant of 10 months, the same little girl at 18 months, and in a 2.5- year old (including the free field distraction hearing test). This has proved to be very useful introduction to this aspect of paediatrics.

© 2005 - 29 minutes



Cat.# MS-211 - EXAMINATION OF THE CHILD DVD

The technique of physical examination changes with age, and on this film examples are given of the technique of routine physical examination of the newborn; the infant of 10 months; the 2.5 year old (examination of the ear, nose and throat); and the six-year old, where the examination technique approaches that used in the adult. These should provide valuable role models of good technique for students and trainees in paediatrics to follow.

© 2005 - 59 minutes



Cat.# MS-221 - SICK CHILDREN DVD

There are five sick children illustrated in this film, and together they provide a useful introduction to the sick child, and how illness in children presents - with the similarities and differences from disease in adults. Patient 1 is a young baby with classical whooping cough (pertussis); patient 2 is a baby with a VSD and bronchiolitis; patient 3 is a nine-year old child with an abdominal swelling, due to nephroblastoma; and patients 4 and 5 have severe cerebral palsy, of which Martin Bax is a world authority on assessment and management.

© 2006 - 60 minutes



Cat.# MS-491 - AIDS AND TUBERCULOSIS IN CHILDREN DVD

Tuberculosis is one of the opportunistic infections to which AIDS patients are especially vulnerable, because they fail to mount an adequate immune response. Their concomitant spread has been associated with the widespread development of multi-drug resistance of tuberculosis. On this film we examine their prevention and management both separately and together, concentrating on the plight of children in the developing world, and also hear of the programme in Thailand for the prevention of mother to child transmission of AIDS.

© 2005 - 67 minutes

ORAL MEDICINE DVD



Cat.# MS-50I - AN INTRODUCTION TO ORAL MEDICINE DVD

This first film in our comprehensive series on Oral Medicine starts with a demonstration of examination in a normal mouth, followed by 4 other patients with different types of oral pathology such as might present to any doctor, or dentist.

© 2008 - 50 minutes



Cat.# MS-51I - LICHEN PLANUS, AND LICHENOID REACTION DVD

This film features case histories, demonstration and detailed discussions on several patients with lichen planus, or lichenoid reaction which is believed to be a cell-mediated autoimmune disease.

© 2008 - 52 minutes



Cat.# MS-52I - WHITE PATCHES IN THE MOUTH DVD

Featuring 3 patients with white patches in the mouth, 2 of which are caused by Betel Nut chewing.

© 2008 - 37 minutes



Cat.# MS-53I - APHTHOUS AND RELATED MOUTH ULCERS DVD

Here we see 5 patients with Aphthous and other forms of oral ulceration. Discussion held with Professor Steven Challacombe at Guy's Hospital, London.

© 2008 - 35 minutes



Cat.# MS-54I - BLISTERING DISEASE DVD

This 5th DVD on Oral Medicine features patients with with the blistering diseases, Pemphigus Vulgaris and Pemphigoid which are autoimmune in nature. It includes detailed discussions with Professor Steven Challacombe of Guy's Hospital, London.

© 2008 - 44 minutes

Available as Institutional and Individual licences. See [page 24](#) for prices



Cat.# MS-55I - DISEASES OF THE SALIVARY GLANDS DVD

This film on Oral Medicine covers the subject of diseases of the salivary glands, including patients with Sjogren's Syndrome, Churg Strauss, salivary stones and swellings.

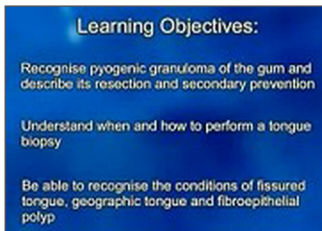
© 2008 - 54 minutes



Cat.# MS-56I - Orofacial Granulomatosis and Pyoderma DVD

This, the 7th film in our comprehensive series on Oral Medicine and covers the rarer conditions of Orofacial Granulomatosis and Pyoderma, again with detailed case histories and discussions.

© 2008 - 42 minutes



Cat.# MS-57I - Oral Medicine, Miscellaneous Conditions DVD

This final film in the Oral Medicine series covers a number of miscellaneous conditions of the mouth that don't neatly fit into any category. Such as trigeminal neuralgia, pyogenic granuloma, fissured tongue, geographic tongue, and fibroepithelial polyp. This DVD also shows a tongue biopsy. All are discussed with Professor Steven Challacombe of Guy's Hospital, London.

© 2008 - 26 minutes

8 Oral Medicine DVD bundle available in Institutional and Individual licences

See [page 24](#) for prices

PHARMACOLOGY DVD

Cat.# BL-8D2I - EXPERT DRUG THERAPY: INFECTION

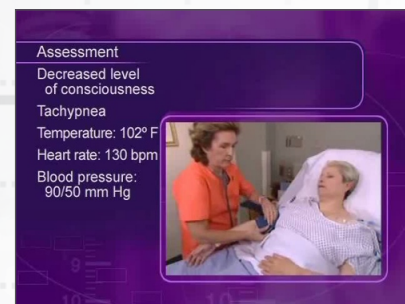
This DVD will show you how such drugs as vancomycin, clindamycin, and trimethoprim-sulfamethoxazole work to treat life-threatening infections, such as bacteremia, septic shock, and *Pneumocystis carinii* pneumonia (PCP); how to prevent - or recognize and treat - adverse reactions and drug interactions; and how to assess the effectiveness of drug therapy. You'll discover how the actions of these antibiotics may affect your nursing care before, during, and after drug therapy.



With this DVD, you'll learn:

1. Why vancomycin is prescribed for patients with bacteremia caused by certain resistant gram-positive bacteria
2. How the fourth-generation cephalosporin cefepime works by preventing the cross-linking of peptidoglycan chains, which usually strengthen and support the bacterial cell wall
3. Which drugs are effective against bacteria that secrete beta-lactamase
4. Which drugs are preferred for treatment of PCP
5. How certain antibiotics can cause hearing loss or renal failure
6. Why you should check blood pressure and blood glucose levels frequently in a patient who is receiving I.V. pentamidine.....and more.


© 2012 - 28 minutes



Available as Institutional and Individual licences. See [page 24](#) for prices

Cat.# BL-4D2I - EXPERT DRUG THERAPY: DIABETES MELLITUS


Get vital information about how drugs work for your patients with diabetes mellitus, DKA, HHNK syndrome, and other complications - during immediate and continuing treatment. Know exactly what their actions mean to your nursing care before, during, and after drug therapy.



With this DVD, you'll learn:

1. How glucagon converts hepatic stores of glycogen into glucose
2. How insulin attaches to receptors on cell membranes, allowing glucose to enter cells and provide energy for metabolism
3. How a rapid drop in your hyperglycemic patient's blood glucose level can cause cerebral edema
4. How sulfonylureas lower the blood glucose level by causing beta cells to produce more insulin
5. How gemfibrozil increases the activity of lipoprotein lipase, which helps prevent atherosclerosis (a macrovascular diabetic complication) by removing triglycerides from chylomicrons and VLDLs in the blood
6. Why repaglinide must be administered 15 to 30 minutes before meals.....and more


© 2012 - 32 minutes



Cat.# BL-6D2I

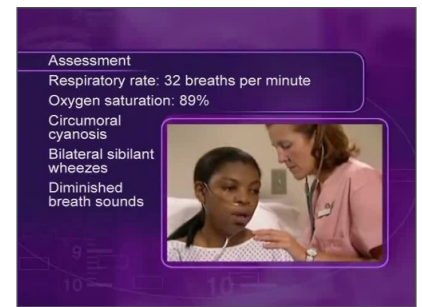
EXPERT DRUG THERAPY: ASTHMA, EMPHYSEMA AND CHRONIC BRONCHITIS

Find out how beta2 agonists, anticholinergics, antileukotrienes, xanthine bronchodilators, and corticosteroids work to relieve symptoms and prevent exacerbations in your patients with asthma, emphysema, and chronic bronchitis. And learn how these actions should affect your nursing care before, during, and after drug therapy. With this DVD, you'll learn:




1. Which drugs are used to treat an acute exacerbation of asthma and which ones are reserved for continuing therapy
2. How albuterol relaxes bronchial smooth muscles, causing bronchodilation and improved airflow
How the stepwise approach guides asthma treatment
3. How leukotriene inhibitors, such as zafirlukast, reduce airway inflammation by preventing cysteinyl leukotrienes from engaging with receptors
4. Which inhalers should be used with a spacer and which ones should be inhaled directly from the mouthpiece
5. How ipratropium prevents acetylcholine from stimulating cholinergic receptors on smooth-muscle cell membranes, thus reducing mucus production
6. How mast-cell stabilizers, prevent the release of histamine and other inflammatory substances
7. How to safely administer corticosteroids by inhalation, intravenously, or orally.....and more.

© 2012 - 32 minutes



Cat.# BL-2D2I - EXPERT DRUG THERAPY: HYPERTENSION


Learn how commonly prescribed drugs produce their positive effects during immediate treatment for a hypertensive emergency and during continuing therapy for hypertension. See exactly what each drug's actions mean to your nursing care before, during, and after drug therapy.



With this DVD, you'll learn:


1. How the sodium nitroprusside works quickly to lower blood pressure during a hypertensive emergency
2. How peripheral vascular resistance and cardiac output control blood pressure, and how different antihypertensive drugs affect those forces to reduce hypertension
3. How beta blockers, diuretics, angiotensin-receptor blockers, central-acting drugs, and many other drugs are used in long-term, individualized treatment for hypertension
4. How to spot adverse drug reactions and work quickly to prevent life-threatening complications
5. Which patient-teaching measures can maximize a drug's therapeutic effects and minimize its adverse ones
6. How drug therapy can be safely adapted for a patient whose hypertension is complicated by diabetes mellitus

© 2012 - 29 minutes



Cat.# BL-3D2I - EXPERT DRUG THERAPY: MYOCARDIAL INFARCTION

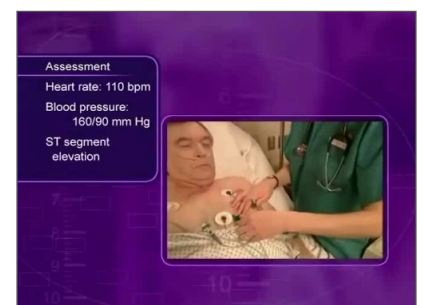
See how drugs work for your patients with an MI during immediate and continuing treatment. Learn about the drugs' therapeutic effects, life-threatening adverse reactions, and interactions. See exactly how to tailor your nursing care before, during, and after drug therapy.



With this DVD, you'll learn:


1. How nitroglycerin relieves chest pain by relaxing vascular smooth muscles, which dilates coronary arteries
2. How thrombolytic drugs, such as alteplase, lyse an occluding thrombus, restore myocardial blood flow, and prevent necrosis of the injured myocardium
3. How heparin blocks the conversion of fibrinogen to fibrin and prothrombin to thrombin, thus preventing new thrombi from forming
4. Why beta blockers are used to limit the size of an MI
5. How ACE inhibitors minimize left ventricular dilation by reducing afterload and blood pressure
6. Why HMG-CoA reductase inhibitors, such as lovastatin, are used to reduce the risk of a second MI in patients with hyperlipidemia.....and more.

© 2012 - 30 minutes



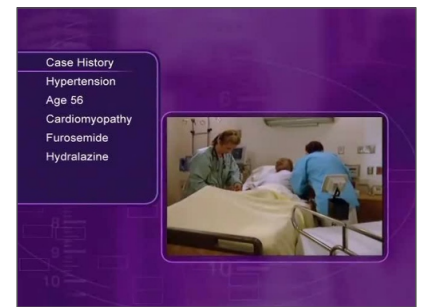
Cat.# BL-1D2I - EXPERT DRUG THERAPY: HEART FAILURE AND PULMONARY EDEMA

See exactly how drugs work in your patients with heart failure or pulmonary edema during immediate and continuing treatment. Know exactly what their actions mean to your nursing care before, during, and after drug therapy. With this DVD, you'll learn:




1. How a combination of loop and thiazide-related diuretics can maximize diuresis in a patient with acute heart failure
2. How dobutamine stimulates beta1- and beta2-adrenergic receptors to increase cardiac output
3. How a phosphodiesterase inhibitor prevents the blockage of cyclic adenosine monophosphate, which reduces preload and afterload and improves cardiac output
4. Why nitroprusside reduces afterload more dramatically than nitroglycerin, but poses greater risks to the patient
5. Why an angiotensin-receptor blocker may be prescribed instead of an ACE inhibitor
6. How ACE inhibitors can prevent bradykinin from breaking down in the lungs, causing the characteristic ACE-inhibitor-induced cough
7. Why beta-adrenergic blockers may initially cause your patient's heart failure symptoms to worsen - and how to prevent this.....and more.

© 2012 - 30 minutes



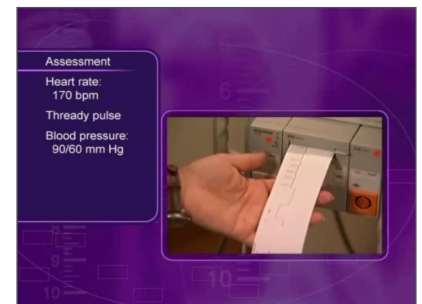
Cat.# BL-5D2I - EXPERT DRUG THERAPY: ARRHYTHMIAS

Get vital information about how drugs work for your patients with arrhythmias - during immediate and continuing treatment. Know exactly what their actions mean to your nursing care before, during, and after drug therapy. With this DVD, you'll learn:




1. Which drugs work to control atrial fibrillation and ventricular tachycardia, and how to administer them safely and accurately
2. How the cardiac glycoside digoxin slows the heart rate by enhancing parasympathetic stimulation
3. How ibutilide slows ectopic impulse conduction in atrial fibrillation by blocking potassium movement out of myocardial cells
4. How heparin prevents clots from forming in the atria, and how to monitor your patient's complete blood count for signs of heparin-induced thrombocytopenia
5. Why the anticoagulant warfarin may be included in your patient's continuing therapy
6. Why your patient may be at risk for new arrhythmias or heart failure during propafenone therapy - and how you can decrease the risk
7. Why I.V. amiodarone must be administered using PVC tubing and a central venous catheterand more

© 2012 - 31 minutes



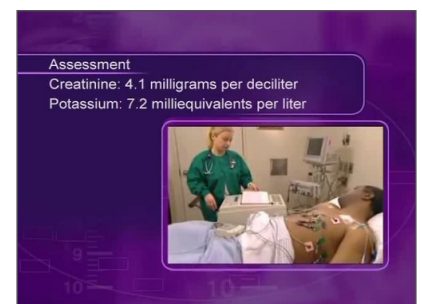
Cat.# BL-7D2I - EXPERT DRUG THERAPY: CARDIOPULMONARY ARREST

Learn which drugs to use to resuscitate your patient in cardiopulmonary arrest and how each drug works to restore normal sinus rhythm and circulation, raise blood pressure, or lower critically high potassium levels. With this DVD, you'll learn:



1. How to administer epinephrine by I.V. bolus, I.V. infusion, or endotracheal intubation
2. Why vasopressin may be used instead of epinephrine to divert blood to the coronary and cerebral blood vessels and preserve circulation to the heart and brain
3. How amiodarone works with defibrillation to suppress ventricular fibrillation and prevent new arrhythmias from occurring
4. How to assess for adverse effects of norepinephrine therapy, such as peripheral ischemia and GI bleeding
5. How calcium chloride, sodium bicarbonate, and regular insulin with glucose work to help correct hyperkalemia.....and more.

© 2012 - 27 minutes



PRICE LIST

Valid from May 2017

Cat.#	Product Name	Ex. Tax	Inc. Tax
MV-1S	Cardiovascular Examination - Individual	\$104.43	\$114.87
MV-1I	Cardiovascular Examination - Institutional	\$145.07	\$159.57
MV-2S	Respiratory Examination - Individual	\$104.43	\$114.87
MV-2I	Respiratory Examination - Institutional	\$145.07	\$159.57
MV-4S	Abdominal Examination - Individual	\$104.43	\$114.87
MV-4I	Abdominal Examination - Institutional	\$145.07	\$159.57
MV-5S	Genito-Urinary System 1: Renal, Bladder and Rectal Examination - Individual	\$104.43	\$114.87
MV-5I	Genito-Urinary System 1: Renal, Bladder and Rectal Examination - Institutional	\$145.07	\$159.57
MV-6S	Genito-Urinary System 2: Examination of the Inguino-Scrotal Region - Individual	\$104.43	\$114.87
MV-6I	Genito-Urinary System 2: Examination of the Inguino-Scrotal Region - Institutional	\$145.07	\$159.57
MV-7S	Examination of the Breast - Individual	\$104.43	\$114.87
MV-7I	Examination of the Breast - Institutional	\$145.07	\$159.57
MV-8S	Rheumatological Examination - Individual	\$104.43	\$114.87
MV-8I	Rheumatological Examination - Institutional	\$145.07	\$159.57
MV-9S	Orthopaedics 1: Examination of the Shoulder and Upper Limb - Individual	\$104.43	\$114.87
MV-9I	Orthopaedics 1: Examination of the Shoulder and Upper Limb - Institutional	\$145.07	\$159.57
MV-10S	Orthopaedics 2: Examination of the Hip Joint - Individual	\$104.43	\$114.87
MV-10I	Orthopaedics 2: Examination of the Hip - Institutional	\$145.07	\$159.57
MV-11S	Orthopaedics 3: Examination of the Knees and Ankles - Individual	\$104.43	\$114.87
MV-11I	Orthopaedics 3: Examination of the Knees and Ankles - Institutional	\$145.07	\$159.57
MV-12S	Examination of the Ear, Nose and Throat - Individual	\$104.43	\$114.87
MV-12I	Examination of the Ear, Nose and Throat - Institutional	\$145.07	\$159.57
MV-13S	Ophthalmic Examination - Individual	\$104.43	\$114.87
MV-13I	Ophthalmic Examination - Institutional	\$145.07	\$159.57
MV-14S	Dermatological Examination - Individual	\$104.43	\$114.87
MV-14I	Dermatological Examination - Institutional	\$145.07	\$159.57
MV-15S	Five Simple Practical Procedures - Individual	\$104.43	\$114.87
MV-15I	Five Simple Practical Procedures - Institutional	\$145.07	\$159.57
MV-16S	Cardiac Cases 1 - Individual	\$104.43	\$114.87
MV-16I	Cardiac Cases 1 - Institutional	\$145.07	\$159.57
MV-17S	Cardiac Cases 2 - Individual	\$104.43	\$114.87
MV-17I	Cardiac Cases 2 - Institutional	\$145.07	\$159.57
MV-18S	The Modern Management of Prostatic Disease - Individual	\$104.43	\$114.87
MV-18I	The Modern Management of Prostatic Disease - Institutional	\$145.07	\$159.57
MV-19S	Respiratory Physical Signs - Individual	\$104.43	\$114.87
MV-19I	Respiratory Physical Signs - Institutional	\$145.07	\$159.57
MV-20S	Paediatrics 1: Developmental Assessment - Individual	\$104.43	\$114.87
MV-20I	Paediatrics 1: Developmental Assessment - Institutional	\$145.07	\$159.57
MV-21S	Paediatrics 2: Examination of the Child - Individual	\$104.43	\$114.87
MV-21I	Paediatrics 2: Examination of the Child - Institutional	\$145.07	\$159.57
MV-22S	Paediatrics 3: Sick Children - Individual	\$104.43	\$114.87
MV-22I	Paediatrics 3: Sick Children - Institutional	\$145.07	\$159.57
MV-23S	Obstetrics and Gynaecology 1: Early Antenatal Care and Amniocentesis - Individual	\$104.43	\$114.87
MV-23I	Obstetrics and Gynaecology 1: Early Antenatal Care and Amniocentesis - Institutional	\$145.07	\$159.57
MV-24S	Obstetrics and Gynaecology 2: Care in Late Pregnancy - Individual	\$104.43	\$114.87
MV-24I	Obstetrics and Gynaecology 2: Care in Late Pregnancy - Institutional	\$145.07	\$159.57

Cat.#	Product Name	Ex. Tax	Inc. Tax
MV-25S	Obstetrics and Gynaecology 3: Assessment and Treatment of Common Gynaecological Disorders - Individual	\$104.43	\$114.87
MV-25I	Obstetrics and Gynaecology 3: Assessment and Treatment of Common Gynaecological Disorders - Institutional	\$145.07	\$159.57
MV-26S	Practical Procedures 2: Insertion and Care of the Central Venous Pressure Line - Individual	\$104.43	\$114.87
MV-26I	Practical Procedures 2: Insertion and Care of the Central Venous Pressure Line - Institutional	\$145.07	\$159.57
MV-27S	Paget's Disease of Bone - Individual	\$104.43	\$114.87
MV-27I	Paget's Disease of Bone - Institutional	\$145.07	\$159.57
MV-28S	Thyroid Disease 1: Hormone Disorders - Individual	\$104.43	\$114.87
MV-28I	Thyroid Disease 1: Hormone Disorders - Institutional	\$145.07	\$159.57
MV-29S	Clinical Manifestations and Treatment of AIDS - Individual	\$104.43	\$114.87
MV-29I	Clinical Manifestations and Treatment of AIDS - Institutional	\$145.07	\$159.57
MV-30S	Poliomyelitis and Acute Flaccid Paralysis - Individual	\$104.43	\$114.87
MV-30I	Poliomyelitis and Acute Flaccid Paralysis - Institutional	\$145.07	\$159.57
MV-32S	Diagnosis and Treatment of Malaria - Individual	\$104.43	\$114.87
MV-32I	Diagnosis and Treatment of Malaria - Institutional	\$145.07	\$159.57
MV-33S	Principles and Practice of Anaesthesia 1 - Individual	\$104.43	\$114.87
MV-33I	Principles and Practice of Anaesthesia 1 - Institutional	\$145.07	\$159.57
MV-34S	Diphtheria and Tetanus - Individual	\$104.43	\$114.87
MV-34I	Diphtheria and Tetanus - Institutional	\$145.07	\$159.57
MV-35S	Pituitary Disease 1: Acromegaly - Individual	\$104.43	\$114.87
MV-35I	Pituitary Disease 1: Acromegaly - Institutional	\$145.07	\$159.57
MV-36S	Pituitary Disease 2: Panhypopituitarism - Individual	\$104.43	\$114.87
MV-36I	Pituitary Disease 2: Panhypopituitarism - Institutional	\$145.07	\$159.57
MV-37S	Pituitary Disease 3: Cushing, Nelson's Syndrome and Macroprolactin - Individual	\$104.43	\$114.87
MV-37I	Pituitary Disease 3: Cushing, Nelson's Syndrome and Macroprolactin - Institutional	\$145.07	\$159.57
MV-38S	Diabetes 1: The Diabetic Foot - Individual	\$104.43	\$114.87
MV-38I	Diabetes 1: The Diabetic Foot - Institutional	\$145.07	\$159.57
MV-39S	Childhood Exanthems: Measles, Chickenpox, and Scarlet Fever - Individual	\$104.43	\$114.87
MV-39I	Childhood Exanthems: Measles, Chickenpox, and Scarlet Fever - Institutional	\$145.07	\$159.57
MV-43S	Helicobacter Pylori and Gastroduodenal Disease - Individual	\$104.43	\$114.87
MV-43I	Helicobacter Pylori and Gastroduodenal Disease - Institutional	\$145.07	\$159.57
MV-44S	Dog Bite and Rabies Prevention - Individual	\$104.43	\$114.87
MV-44I	Dog Bite and Rabies Prevention - Institutional	\$145.07	\$159.57
MV-45S	Leprosy - Individual	\$104.43	\$114.87
MV-45I	Leprosy - Institutional	\$145.07	\$159.57
MV-46S	Dengue Fever and Dengue Haemorrhagic Fever - Individual	\$104.43	\$114.87
MV-46I	Dengue Fever and Dengue Haemorrhagic Fever - Institutional	\$145.07	\$159.57
MV-47S	Hepatitis 1: B and E - Individual	\$104.43	\$114.87
MV-47I	Hepatitis 1: B and E - Institutional	\$145.07	\$159.57
MV-48S	Hepatitis 2: A, C and Non-Viral - Individual	\$104.43	\$114.87
MV-48I	Hepatitis 2: A, C and Non-Viral - Institutional	\$145.07	\$159.57
MV-49S	AIDS and Tuberculosis in Children - Individual	\$104.43	\$114.87
MV-49I	AIDS and Tuberculosis in Children - Institutional	\$145.07	\$159.57
MV-50S	Oral Medicine 1: An Introduction - Individual	\$104.43	\$114.87
MV-50I	Oral Medicine 1: An Introduction - Institutional	\$145.07	\$159.57
MV-51S	Oral Medicine 2: Lichen Planus, and Lichenoid Reaction - Individual	\$104.43	\$114.87
MV-51I	Oral Medicine 2: Lichen Planus, and Lichenoid Reaction - Institutional	\$145.07	\$159.57
MV-52S	Oral Medicine 3: White Patches in the Mouth - Individual	\$104.43	\$114.87
MV-52I	Oral Medicine 3: White Patches in the Mouth - Institutional	\$145.07	\$159.57
MV-53S	Oral Medicine 4: Aphthous and Related Mouth Ulcers - Individual	\$104.43	\$114.87

Cat.#	Product Name	Ex. Tax	Inc. Tax
MV-53I	Oral Medicine 4: Aphthous and Related Mouth Ulcers - Institutional	\$145.07	\$159.57
MV-54S	Oral Medicine 5: Blistering Disease - Individual	\$104.43	\$114.87
MV-54I	Oral Medicine 5: Blistering Disease - Institutional	\$145.07	\$159.57
MV-55S	Oral Medicine 6: Diseases of the Salivary Glands - Individual	\$104.43	\$114.87
MV-55I	Oral Medicine 6: Diseases of the Salivary Glands - Institutional	\$145.07	\$159.57
MV-56S	Oral Medicine 7: Orofacial Granulomatosis and Pyoderma - Individual	\$104.43	\$114.87
MV-56I	Oral Medicine 7: Orofacial Granulomatosis and Pyoderma - Institutional	\$145.07	\$159.57
MV-57S	Oral Medicine 8: Miscellaneous Conditions - Individual	\$104.43	\$114.87
MV-57I	Oral Medicine 8: Miscellaneous Conditions - Institutional	\$145.07	\$159.57
MV-58S	Oral Medicine: Complete Series - Individual	\$640.03	\$704.03
MV-58I	Oral Medicine: Complete Series - Institutional	\$995.04	\$1094.55
MV-59S	Meningitis - Individual	\$104.43	\$114.87
MV-59I	Meningitis - Institutional	\$145.07	\$159.57
MV-60S	Improving Rabies Prevention Through Intradermal Vaccination - Individual	\$104.43	\$114.87
MV-60I	Improving Rabies Prevention Through Intradermal Vaccination - Institutional	\$145.07	\$159.57
MV-61S	Familial Hypercholesterolaemia - Individual	\$104.43	\$114.87
MV-61I	Familial Hypercholesterolaemia - Institutional	\$145.07	\$159.57
MV-62S	Mini-Mental State Examination - Individual	\$104.43	\$114.87
MV-62I	Mini-Mental State Examination - Institutional	\$145.07	\$159.57
MV-63S	Neurological Examination - Individual	\$104.43	\$114.87
MV-63I	Neurological Examination - Institutional	\$145.07	\$159.57
BL-1D1	Pathophysiology: Heart Failure and Pulmonary Edema DVD - Individual	\$130.09	\$143.10
BL-1D1IN	Pathophysiology: Heart Failure and Pulmonary Edema DVD - Institutional	\$417.89	\$459.68
BL-2D1	Pathophysiology: Coronary Artery Disease and Angina Pectoris - Individual	\$130.09	\$143.10
BL-2D1IN	Pathophysiology: Coronary Artery Disease and Angina Pectoris - Institutional	\$417.89	\$459.68
BL-3D1	Pathophysiology: Hypertension - Individual	\$130.09	\$143.10
BL-3D1IN	Pathophysiology: Hypertension - Institutional	\$417.89	\$459.68
BL-4D1	Pathophysiology: Myocardial Infarction - Individual	\$130.09	\$143.10
BL-4D1IN	Pathophysiology: Myocardial Infarction - Institutional	\$417.89	\$459.68
BL-5D1	Pathophysiology: Diabetes Mellitus - Individual	\$130.09	\$143.10
BL-5D1IN	Pathophysiology: Diabetes Mellitus - Institutional	\$417.89	\$459.68
BL-6D1	Pathophysiology: Arrhythmias - Individual	\$130.09	\$143.10
BL-6D1IN	Pathophysiology: Arrhythmias - Institutional	\$417.89	\$459.68
BL-7D1	Pathophysiology: Asthma, Emphysema and Chronic Bronchitis - Individual	\$130.09	\$143.10
BL-7D1IN	Pathophysiology: Asthma, Emphysema and Chronic Bronchitis - Institutional	\$417.89	\$459.68
BL-8D1	Pathophysiology: Acute and Chronic Renal Failure - Individual	\$130.09	\$143.10
BL-8D1IN	Pathophysiology: Acute and Chronic Renal Failure - Institutional	\$417.89	\$459.68
BL-1D3	Nursing Assessment: Cardiac Signs and Symptoms - Individual	\$130.09	\$143.10
BL-1D3IN	Nursing Assessment: Cardiac Signs and Symptoms - Institutional	\$417.89	\$459.68
BL-2D3	Nursing Assessment: Vascular Signs and Symptoms - Individual	\$130.09	\$143.10
BL-2D3IN	Nursing Assessment: Vascular Signs and Symptoms - Institutional	\$417.89	\$459.68
BL-3D3	Nursing Assessment: Respiratory Signs and Symptoms - Individual	\$130.09	\$143.10
BL-3D3IN	Nursing Assessment: Respiratory Signs and Symptoms - Institutional	\$417.89	\$459.68
BL-4D3	Nursing Assessment: Neurologic Signs and Symptoms - Individual	\$130.09	\$143.10
BL-4D3IN	Nursing Assessment: Neurologic Signs and Symptoms - Institutional	\$417.89	\$459.68
BL-5D3	Nursing Assessment: Endocrine Signs and Symptoms - Individual	\$130.09	\$143.10
BL-5D3IN	Nursing Assessment: Endocrine Signs and Symptoms - Institutional	\$417.89	\$459.68
BL-6D3	Nursing Assessment: Signs and Symptoms of Fluid and Electrolyte Imbalances - Individual	\$130.09	\$143.10
BL-6D3IN	Nursing Assessment: Signs and Symptoms of Fluid and Electrolyte Imbalances - Institutional	\$417.89	\$459.68
BL-1D4	Managing Serious Disorders: Shock - Individual	\$130.09	\$143.10
BL-1D4IN	Managing Serious Disorders: Shock - Institutional	\$417.89	\$459.68

Cat.#	Product Name	Ex. Tax	Inc. Tax
MV-53I	Oral Medicine 4: Aphthous and Related Mouth Ulcers - Institutional	\$145.07	\$159.57
MV-54S	Oral Medicine 5: Blistering Disease - Individual	\$104.43	\$114.87
MV-54I	Oral Medicine 5: Blistering Disease - Institutional	\$145.07	\$159.57
MV-55S	Oral Medicine 6: Diseases of the Salivary Glands - Individual	\$104.43	\$114.87
MV-55I	Oral Medicine 6: Diseases of the Salivary Glands - Institutional	\$145.07	\$159.57
MV-56S	Oral Medicine 7: Orofacial Granulomatosis and Pyoderma - Individual	\$104.43	\$114.87
MV-56I	Oral Medicine 7: Orofacial Granulomatosis and Pyoderma - Institutional	\$145.07	\$159.57
MV-57S	Oral Medicine 8: Miscellaneous Conditions - Individual	\$104.43	\$114.87
MV-57I	Oral Medicine 8: Miscellaneous Conditions - Institutional	\$145.07	\$159.57
MV-58S	Oral Medicine: Complete Series - Individual	\$640.03	\$704.03
MV-58I	Oral Medicine: Complete Series - Institutional	\$995.04	\$1094.55
MV-59S	Meningitis - Individual	\$104.43	\$114.87
MV-59I	Meningitis - Institutional	\$145.07	\$159.57
MV-60S	Improving Rabies Prevention Through Intradermal Vaccination - Individual	\$104.43	\$114.87
MV-60I	Improving Rabies Prevention Through Intradermal Vaccination - Institutional	\$145.07	\$159.57
MV-61S	Familial Hypercholesterolaemia - Individual	\$104.43	\$114.87
MV-61I	Familial Hypercholesterolaemia - Institutional	\$145.07	\$159.57
MV-62S	Mini-Mental State Examination - Individual	\$104.43	\$114.87
MV-62I	Mini-Mental State Examination - Institutional	\$145.07	\$159.57
MV-63S	Neurological Examination - Individual	\$104.43	\$114.87
MV-63I	Neurological Examination - Institutional	\$145.07	\$159.57
BL-1D1	Pathophysiology: Heart Failure and Pulmonary Edema DVD - Individual	\$130.09	\$143.10
BL-1D1IN	Pathophysiology: Heart Failure and Pulmonary Edema DVD - Institutional	\$417.89	\$459.68
BL-2D1	Pathophysiology: Coronary Artery Disease and Angina Pectoris - Individual	\$130.09	\$143.10
BL-2D1IN	Pathophysiology: Coronary Artery Disease and Angina Pectoris - Institutional	\$417.89	\$459.68
BL-3D1	Pathophysiology: Hypertension - Individual	\$130.09	\$143.10
BL-3D1IN	Pathophysiology: Hypertension - Institutional	\$417.89	\$459.68
BL-4D1	Pathophysiology: Myocardial Infarction - Individual	\$130.09	\$143.10
BL-4D1IN	Pathophysiology: Myocardial Infarction - Institutional	\$417.89	\$459.68
BL-5D1	Pathophysiology: Diabetes Mellitus - Individual	\$130.09	\$143.10
BL-5D1IN	Pathophysiology: Diabetes Mellitus - Institutional	\$417.89	\$459.68
BL-6D1	Pathophysiology: Arrhythmias - Individual	\$130.09	\$143.10
BL-6D1IN	Pathophysiology: Arrhythmias - Institutional	\$417.89	\$459.68
BL-7D1	Pathophysiology: Asthma, Emphysema and Chronic Bronchitis - Individual	\$130.09	\$143.10
BL-7D1IN	Pathophysiology: Asthma, Emphysema and Chronic Bronchitis - Institutional	\$417.89	\$459.68
BL-8D1	Pathophysiology: Acute and Chronic Renal Failure - Individual	\$130.09	\$143.10
BL-8D1IN	Pathophysiology: Acute and Chronic Renal Failure - Institutional	\$417.89	\$459.68
BL-1D3	Nursing Assessment: Cardiac Signs and Symptoms - Individual	\$130.09	\$143.10
BL-1D3IN	Nursing Assessment: Cardiac Signs and Symptoms - Institutional	\$417.89	\$459.68
BL-2D3	Nursing Assessment: Vascular Signs and Symptoms - Individual	\$130.09	\$143.10
BL-2D3IN	Nursing Assessment: Vascular Signs and Symptoms - Institutional	\$417.89	\$459.68
BL-3D3	Nursing Assessment: Respiratory Signs and Symptoms - Individual	\$130.09	\$143.10
BL-3D3IN	Nursing Assessment: Respiratory Signs and Symptoms - Institutional	\$417.89	\$459.68
BL-4D3	Nursing Assessment: Neurologic Signs and Symptoms - Individual	\$130.09	\$143.10
BL-4D3IN	Nursing Assessment: Neurologic Signs and Symptoms - Institutional	\$417.89	\$459.68
BL-5D3	Nursing Assessment: Endocrine Signs and Symptoms - Individual	\$130.09	\$143.10
BL-5D3IN	Nursing Assessment: Endocrine Signs and Symptoms - Institutional	\$417.89	\$459.68
BL-6D3	Nursing Assessment: Signs and Symptoms of Fluid and Electrolyte Imbalances - Individual	\$130.09	\$143.10
BL-6D3IN	Nursing Assessment: Signs and Symptoms of Fluid and Electrolyte Imbalances - Institutional	\$417.89	\$459.68
BL-1D4	Managing Serious Disorders: Shock - Individual	\$130.09	\$143.10
BL-1D4IN	Managing Serious Disorders: Shock - Institutional	\$417.89	\$459.68

Cat.#	Product Name	Ex. Tax	Inc. Tax
BL-2D4	Managing Serious Disorders: Sepsis - Individual	\$130.09	\$143.10
BL-2D4IN	Managing Serious Disorders: Sepsis - Institutional	\$417.89	\$459.68
BL-3D4	Shock and Sepsis DVD Bundle - Individual	\$218.18	\$239.99
BL-3D4IN	Shock and Sepsis DVD Bundle - Institutional	\$794.60	\$874.06
BL-1D2	Expert Drug Therapy: Heart Failure and Pulmonary Edema - Individual	\$130.09	\$143.10
BL-1D2IN	Expert Drug Therapy: Heart Failure and Pulmonary Edema - Institutional	\$417.89	\$459.68
BL-2D2	Expert Drug Therapy: Hypertension - Individual	\$130.09	\$143.10
BL-2D2IN	Expert Drug Therapy: Hypertension - Institutional	\$417.89	\$459.68
BL-3D2	Expert Drug Therapy: Myocardial Infarction - Individual	\$130.09	\$143.10
BL-3D2IN	Expert Drug Therapy: Myocardial Infarction - Institutional	\$417.89	\$459.68
BL-4D2	Expert Drug Therapy: Diabetes Mellitus - Individual	\$130.09	\$143.10
BL-4D2IN	Expert Drug Therapy: Diabetes Mellitus - Institutional	\$417.89	\$459.68
BL-5D2	Expert Drug Therapy: Arrhythmias - Individual	\$130.09	\$143.10
BL-5D2IN	Expert Drug Therapy: Arrhythmias - Institutional	\$417.89	\$459.68
BL-6D2	Expert Drug Therapy: Asthma, Emphysema and Chronic Bronchitis - Individual	\$130.09	\$143.10
BL-6D2IN	Expert Drug Therapy: Asthma, Emphysema and Chronic Bronchitis - Institutional	\$417.89	\$459.68
BL-7D2	Expert Drug Therapy: Cardiopulmonary Arrest - Individual	\$130.09	\$143.10
BL-7D2IN	Expert Drug Therapy: Cardiopulmonary Arrest - Institutional	\$417.89	\$459.68
BL-8D2	Expert Drug Therapy: Infection - Individual	\$130.09	\$143.10
BL-8D2IN	Expert Drug Therapy: Infection - Institutional	\$417.89	\$459.68

As prices can change without notice, please visit our site to download the latest version of this PDF catalogue, and Price List.
<http://www.msmedia.com.au/medical-dvd>