

<http://www.msmedia.com.au/medbooks/neurologybooks.shtml>

Neuroscience for Neurologists 2

The Evolving Brain 2

The Clinical Neurophysiology Primer & CD-ROM 3

Neuroimmunology of Sleep 3

Science of Addiction:
From Neurobiology to Treatment 4

The Genius Engine: Where Memory, Reason,
Passion, Violence, and Creativity Intersect in the
Human Brain 4

Model Organisms in Spinal Cord Regeneration 5

EEG Pearls 5

What's Wrong With My Mouse: Behavioral of
Phenotyping Transgenic and Knockout Mice Ed.2 6

On Call Neurology 3e, On Call Series 7

Neurobiology of Disease 7

Protein Trafficking in Neurons 8

Statistical Parametric Mapping:
The Analysis of Functional Brain Images 8

International Review of Neurobiology, Volume 75
The Fly Neuromuscular Junction: Structure and
Function 9

Sleep: A Comprehensive Handbook 9

Transcription Factors in the Nervous System:
Development, Brain Function, and Diseases 10

Blood-Brain Barriers:
From Ontogeny to Artificial Interfaces 10

The Embryonic Human Brain:
An Atlas Of Developmental Stages (Ed.3) 11

Metal-based Neurodegeneration: From
Mechanisms to Molecular Therapeutic Strategies .. 11

Neuroendocrinology: An Integrative Approach 12

Neurotransmitters and Neuromodulators:
Handbook of Receptors & Biological Effects Ed.2 .. 12

Purinergic Signalling in Neuron-Glia Interactions .. 13

Short Protocols in Neuroscience:
Systems and Behavioral Methods 13

PRICE LIST 14

Neuroscience for Neurologists

by Patrick F Chinnery

The last decade has seen major advances in our understanding of the basic scientific principles that underpin clinical neurology. Many of these advances have already had a major impact on routine clinical practice, and this is likely to continue in the future. Although this makes it an exciting time to practice neurology, it also presents new challenges. How can established general neurologists keep up-to-date with clinically relevant scientific advances, and how can the specialist remain competent outside his own field? What should trainee neurologists learn to prepare themselves for the future career?

Written by experts in the field, this timely book presents the scientific principles behind neurology. It aims to take the reader from the human genome, through gene expression, to molecular and cellular pathology, and subsequently to contemporary clinical investigations and clinical trials. Each contribution includes a discussion about the future of the field and highlights areas of potential growth and their relevance to routine clinical practice over the next decade. The succinctly written chapters will be easily accessible to both neurologists and trainees who have no expertise in the area. Many of the chapters are co-written by a clinician and a basic scientist, and each has been subject to peer review - both by experts in the field and a "jobbing" general neurologist. This has ensured that the contributions reflect contemporary scientific thinking which is presented in a way that is easy to digest. The book includes generous use of diagrams to help explain difficult concepts, a glossary explaining the terminology, and provides information on links to web-based resources for further information.

- A single volume describing the scientific principles that underpin the clinical practice of neurology from experts in each field
- Covers a broad range of topics from the human genome, through gene expression, to molecular and cellular pathology, and subsequently to contemporary clinical investigations and clinical trials
- Succinct chapters that will be easily accessible by neurologists and trainees who have no expertise in the area

Cat. # DA-NEU1 250 pages ISBN: 9781860946578 HARDCOVER

The Evolving Brain

by C. H. Vanderwolf

Present-day behavioral and cognitive neuroscience is based on the idea that the conventional philosophical theory of the mind provides a reliable guide to the functional organization of the brain. Consequently, much effort has been expended in a search for the neural basis of such psychological categories as memory, attention, emotion, motivation, and perception. This book argues that (a) conventional psychological concepts originate from the philosophical speculations of ancient Greek philosophers, especially Plato and Aristotle; (b) there is serious doubt that these ancient philosophical analyses provide a reliable guide to the understanding of the human mind, human behavior, or the organization of the brain; and (c) that modern scientific studies of animal behavior provide a better guide to the study of the functional organization of the brain than is provided by conventional psychological concepts.

Contents:

Preface - Acknowledgements - The mind and the explanation of behavior - An introduction to behavior for neuroscientists - Brain organization and behavior:- The big picture - Human origins and adaptations - Human instinctive behavior - Memory and experience-dependent behavior - Neural mechanisms of locomotion in humans - The neural control of voluntary movement in humans - About hunting - Index.

Cat. # DA-NEU2 176 pages ISBN: 9780387342290 HARDCOVER

The Clinical Neurophysiology Primer plus CD-ROM

by Andrew S. Blum, and Seward B. Rutkove

The Clinical Neurophysiology Primer presents a broad yet focused treatment of central topics in the field of clinical neurophysiology.

This volume was inspired by the clinical neurophysiology lecture series at Beth Israel-Deaconess Medical Center and Rhode Island Hospital, where faculty and trainees at these renowned teaching hospitals participate in a lecture series over the course of the academic year. Much like the lecture series, The Clinical Neurophysiology Primer is designed to acquaint trainees with the essential elements of clinical neurophysiology.

Contents:

Basic Electronics in Clinical Neurophysiology. Basic CNS Physiology and Cortical Basis of EEG. Ions, Membrane Potentials and Electrical Properties of Nerves. Introduction to Volume Conduction. The Normal EEG in an Adult. Activation of the EEG. Normal Variant EEG Patterns. Epileptiform Abnormalities. Focal and Generalized Slowing, Coma and Brain Death. Normal Pediatric EEG. Pediatric EEG Abnormalities. Neurophysiology of Nerve Conduction Studies. Technical, Physiological, and Anatomical Considerations in Nerve Conduction Studies. Introduction to the Needle Electrode Examination. Mononeuropathies of the Upper and Lower Extremity. Electrophysiology of Polyneuropathy. Radiculopathy and Motor Neuron Disorders. Electrophysiology and Brachial and Lumbosacral Plexopathies. Evaluation of the Cranial Nerves.- Electrophysiology of Myopathy: Approach to the Patient with Myopathy in the EMG Laboratory. Neurophysiology of Neuromuscular Transmission and Disorders. Pediatric Nerve Conduction Studies and Electromyography. Polysomnography and Sleep Disorders. Autonomic Nervous System Testing. Visual Evoked Potentials. Brainstem Auditory Evoked Potentials. Somatosensory Evoked Potentials. Transcranial Magnetic Stimulation.

Cat. # DA-NEU3 526 pages ISBN: 9780896039964 HARDCOVER

Neuroimmunology of Sleep

by S.R. Pandi-Perumal, Daniel P. Cardinali and Georgios Chrousos (Eds.)

Specifically addresses the neuroimmunology of sleep

During the last few decades, Sleep Medicine and Science, and many of their diverse aspects, have emerged as areas of intense medical and scientific interest. Of these, Sleep and Neuroimmunology are highly interlinked and inherently fascinating which cut across many behavioral states, touches all facets of human health and wellbeing. Elucidating the roles of immune substances and cells in Central Nervous System functions and their critical relationships in immune mechanisms in health and diseases across behavioral states.


As one of the first of its kind, this Neuroimmunology of Sleep volume provides an introduction to the interphase between Sleep and Neuroimmunology. Written both from a basic and a clinical perspective, the volume contains useful information to many biomedical professionals and students of the human biology. This informative and forward-looking volume will be valuable to sleep researchers, neuroimmunologists, psychiatrists, psychologists, neurologists and all those physicians or health care professionals who evaluate and treat patients with sleep problems. In addition, this volume will be helpful to medical students and clinicians of various disciplines who want to get an overall grasp of the Neuroimmunology of sleep field.

Cat. # DA-NEU4 362 pages ISBN: 9780387691442 HARDCOVER

Science of Addiction: From Neurobiology to Treatment

by Carlton K. Erickson

A leading addictions specialist presents information about the neurobiology of drug and alcohol addictions and how individuals with addictions respond to various therapies. The strong focus on the most commonly addictive drugs - alcohol, nicotine, cocaine, heroin - as well as others, ensures wide coverage of this issue.



Cat. # JW-NEU1 288 pages ISBN: 9780393704631 HARDCOVER

The Genius Engine: Where Memory, Reason, Passion, Violence, and Creativity Intersect in the Human Brain


by Kathleen Stein

[A spellbinding journey to the frontiers of neuroscience!](#)

In *The Genius Engine*, acclaimed science editor and writer Kathleen Stein takes an enthralling in-depth look at the PFC, the site of our working memory, impulse control, reason, perception, decision making, and emotional processing -all the things that comprise our human genius. The PFC differs widely among individuals, as much as fingerprints. At its best, the PFC determines how you'll respond to an off-color joke and what makes you grouchy. It's what guides you to comfort a friend in need and discern between sarcasm and irony. It enables you to act today in light of actions that occurred in the past, and predict how to act tomorrow. But an improperly functioning PFC can trigger personality changes, murderous rage, lapses in judgment, and inability to plan or perceive the consequences of one's acts - in sum, the myriad problems facing our society today. *The Genius Engine* delves deep into the human mind to unravel the mysteries that lie within the prefrontal cortex, the neural territory that defines what it is to be human.

Table of Contents:

Acknowledgments.
Brain Maps and Matrices Diagram.
Introduction.
1. Memory: The DNA of Consciousness.
2. Reason: Logic, Laughter, and Looking Within.
3. Passion: In Cold Blood?
4. Violence: Morality and the Minds of the Killers.
5. Creativity: Art as a Window into the Brain.
6. Silicon Minds: The Rise of Machine Genius.
Notes.
Index.



Cat. # JW-NEU2 304 pages ISBN: 9780471262398 HARDCOVER

Model Organisms in Spinal Cord Regeneration

by Catherina G. Becker, and Thomas Becker

This handbook provides a comprehensive overview for students, clinicians and researchers planning to enter the field of neural regeneration, combining the latest knowledge with an understanding of all important model organisms in one handy volume. By covering the strengths and weaknesses as well as possible applications of different models it saves researchers both time and resources in their choice of the appropriate model organism. An equally valuable introduction for the novice planning to enter the field.

Table of Contents:**I. Mammalian Models of CNS Regeneration**

The Role of Inhibitory Molecules in Limiting Axonal Regeneration in the Mammalian Spinal Cord (Anderson, Fabes, Hunt)

Intrinsic Factors Contributing to Axon Regeneration in the Mammalian Nervous System (Rossi)

Cellular Grafting Strategies to Enhance Regeneration in the Mammalian Spinal Cord (Whittemore, Benton)

Stimulating Intrinsic Growth Potential in Mammalian Neurons (Ylera, Bradke)

II. Mammalian and Non-mammalian Models of Spinal Function

Spinal Motor Functions in Lampreys (Grillner, Walln)

Genetic Approaches to Spinal Locomotor Function in Mammals (Kullander, Vallstedt)

Comparative Analysis of Descending Supraspinal Projections in Amphibians (Gonzlez, ten Donkelaar)

III. Non-mammalian Models of Successful Spinal Cord Regeneration

Regeneration in the Lamprey Spinal Cord (Selzer, Shifman, Jin)

Functional Regeneration in the Larval Zebrafish Spinal Cord (Fetcho, Bhatt, Patzelova, McLean, Zottoli)

Zebrafish as a Model System for Successful Spinal Cord Regeneration (Becker, Becker)

IV. Non-mammalian Models of Visual System Regeneration

Functional Aspects of Optic Nerve Regeneration in Non-Mammalian Vertebrates (Dunlop)

Optic Nerve Regeneration in Goldfish (Kato, Koriyama, Matsukawa, Sugitani)

Gene Regulation During Axon and Tissue Regeneration in the Retina of Zebrafish (Goldman, Senut, Fausett, Veldman)



Cat. # JW-NEU3 423 pages ISBN: 9783527315048 HARDCOVER

EEG Pearls

by Mark Quigg

This book uses the unique vignette format of the best-selling Pearls Series® to explore the basic principles of electroencephalography (EEG), as well as acquisition and interpretation of EEG findings. Real-life case studies - with physical findings, EEG readings, and clinical photos - show you how to recognize normal waking and sleep EEG readings as well as findings associated with the full range of epilepsy and seizure syndromes.

Cat. # EL-NEU2 304 pages ISBN: 9780323042338 SOFTCOVER

**What's Wrong With My Mouse:
Behavioral of Phenotyping Transgenic and Knockout Mice (Ed.2)**

by Jacqueline N. Crawley

This new edition of What's Wrong With My Mouse? continues to provide the most thorough overview of mutant mouse technology and a readable introduction to the field of behavioural neuroscience as applied to behavioural phenotyping of transgenic and knockout mice. Written in the same engaging, lively manner that is a trademark of the first edition, it has been fully updated to reflect the latest advances, from widespread use of conditional promoters and inducible systems to the applications of micro arrays and proteomics. It also addresses the rapid developments in gene delivery technology, rescue techniques, stem cell transplantation, and knockdown and knock-in approaches. It discusses the many exciting new-targeted gene mutation models of human diseases that have been adopted by pharmaceutical companies for molecular screening and drug discovery research.

New to the Second Edition:

A chapter on Developmental and Neurodegenerative Diseases, covering mental retardation and inborn errors of metabolism through to Alzheimer's disease and stroke

Practical recommendations for choosing tasks to evaluate a new mutant line, including complete guidelines for high-throughput screening

Expanded discussion of the latest studies in learning and memory, autism and social phobias, olfaction, drug addiction, withdrawal, and spinal cord injury

Numerous figures showing new behavioural tests, equipment, and data

From the reviews of the First Edition:

"this valuable book...is a must have and must read book for anyone planning to enter the field of mouse behavioral analysis." GENES, BRAIN AND BEHAVIOR

"I would recommend that every behavioral scientist has at least two copies, one for their own use and one that will be on permanent loan to their students, post-doctoral students and colleagues in molecular biology." TRENDS IN PHARMACOLOGICAL SCIENCES

Table of Contents:

Preface.

Chapter 1. Designer Mice.

Chapter 2. Of Unicorns and Chimeras.

Chapter 3. General Health.

Chapter 4. Motor Functions.

Chapter 5. Sensory Abilities.

Chapter 6. Learning and Memory.

Chapter 7. Feeding and Drinking.

Chapter 8. Reproductive Behaviors.

Chapter 9. Social Behaviors.

Chapter 10. Emotional Behaviors.


Chapter 11. Reward.

Chapter 12. The Next Generation.

Chapter 13. Putting It All Together.

Chapter 14. The Next Generation.

Bibliography.



Cat. # JW-NEU4 523 pages ISBN: 9780471471929 HARDCOVER

On Call Neurology 3e, On Call Series

by Randolph S. Marshall, and Stephen A. Mayer

Be on call with confidence! Successfully managing on-call situations requires a masterful combination of speed, skill, and knowledge. The pocket-sized titles in the On Call series provide you with immediate access to the vital, step-by-step information you need to rise to the occasion! When you're on call...alone... in the middle of the night...they're your answer books for what to do and how to do it quickly - from diagnosing a difficult or life-threatening situation to prescribing the right medication.

Key Features:

1. Provides easy-to-reference, specialty-specific guidance on how to manage problems that arise while on call without direct supervision.
2. Catalogues the calls you are most likely to receive and provides you with the questions you should ask to assess the urgency of each situation.
3. Details the ideal approach to diagnose and manage patients, communicate with colleagues and families, and avoid common mistakes for every call.
4. Reviews the temporary orders appropriate for each call, as well as the general protocol, and the major threats to life you must consider before arriving at bedside.
5. Includes a comprehensive collection of differential diagnoses and a detailed formulary of commonly used medications - a quick, alphabetically arranged reference for indications, drug dosages, routes of administration, side effects, contraindications, and modes of action.


Cat. # EL-NEU1 528 pages ISBN: 9781416023753 SOFTCOVER

Neurobiology of Disease

by Sid Gilman

This book provides an overview of the cutting-edge research on the fundamental mechanisms responsible for neurological diseases. The major categories of neurological disease have been covered, and the chapters provide specific information about particular diseases exemplifying each of these categories. Sufficient clinical information is included to put into perspective the basic mechanisms discussed. The book includes 17 topics, each divided into several individual chapters that are exemplary of the topical area. The topics include over 125 chapters on metabolic, neurodegenerative, genetic, neuroimmunological, cerebrovascular, paroxysmal, neoplastic, infectious, and developmental diseases as well as sections on motor neuron diseases, peripheral neuropathies, myopathies, autonomic disorders, pain, sleep disorders, substance abuse, neurological disturbances associated with medical diseases, and techniques for imaging the nervous system.

The sections are edited by the top experts in the respective field, and the chapters written by highly regarded scientists. Each chapter contains appropriate tables, illustrations and references. This book serves as an essential reference for either researchers or clinicians interested in the basic science underlying major neurological diseases.



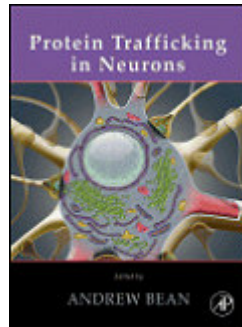
Cat. # EL-NEU3 1,104 pages ISBN: 9780120885923 HARDCOVER

Protein Trafficking in Neurons

by Andrew J Bean

Protein trafficking is an essential process required for delivery of cellular constituents to their proper location and is of particular interest to neuroscientists because of the unique functions and complex architecture of neurons. This book examines mechanisms of protein trafficking and the role of trafficking in neuronal functioning from development to plasticity to disease.

The book is divided into seven sections that review mechanisms of protein transport, the role of protein trafficking in synapse formation, exo- and endocytosis, transport of receptors, trafficking of ion channels and transporters, comparison of trafficking in non-neuronal cell types, and trafficking in neuronal disease.




Cat. # EL-NEU4 464 pages ISBN: 9780123694379 HARDCOVER

Statistical Parametric Mapping: The Analysis of Functional Brain Images

by Karl J Friston

Statistical Parametric Mapping is a framework used to analyse brain imaging data and represents the most widely adopted approach in functional neuroimaging. This technique underpins nearly all applications of brain imaging in basic and clinical sciences and will therefore be a necessary component of imaging neuroscience for the foreseeable future.

This book represents a self-contained and comprehensive summary of knowledge on the theory and concepts behind functional imaging data analysis perfect for students in cognitive neuroscience and neuroimaging. It also provides technical and operational guidance for researchers involved with neuroimaging and the statistical analysis of data.



Cat. # EL-NEU5 579 pages ISBN: 9780123725608 HARDCOVER

International Review of Neurobiology, Volume 75
The Fly Neuromuscular Junction: Structure and Function

by Vivian Budnik

The *Drosophila* larval neuromuscular junction (NMJ) has become one of the most powerful model systems to use for asking key neurobiological questions. This synapse is unparalleled by its accessibility, its simplicity, and the ability to manipulate genes important for synapse development and function. Its synapses have properties shared by many organisms including humans. The vast majority of genes that when mutated cause congenital disorders of the nervous system in humans, are present in the fruit fly genome, and fly models of human disorders are available. Thus, this preparation is a powerful tool to understand the normal function of these genes.

This book reviews outstanding work by recognized leaders in the fields of *Drosophila* cellular neurogenetics including developmental neurobiology, mechanisms of synaptic function, and experience dependent changes at synapses.

Cat. # EL-NEU6 400 pages ISBN: 9780123736130 HARDCOVER

Sleep: A Comprehensive Handbook

by Teofilo L. Lee-Chiong

[A unique resource on sleep medicine](#)

Written by contemporary experts from around the world, *Sleep: A Comprehensive Handbook* covers the entire field of sleep medicine. Taking a novel approach, the text features both syndrome- and patient-oriented coverage, making it ideally suited for both clinical use and academic study.

Sleep: A Comprehensive Handbook begins with a brief introduction to the basic science of sleep, from neurobiology to physiologic processes. This leads into sections offering comprehensive coverage of insomnia, sleep apnea, narcolepsy, parasomnias, movement disorders, and much more. Sleep and related disorders are also discussed, followed by chapters on considerations for special patient groups. Special materials for practitioners include a sample interview and questionnaire as well as a chapter on operating and managing a sleep center. The text concludes with discussions of sleep assessment methods such as polysomnography, actigraphy, and video EEG monitoring.

With full coverage of over 100 key topics in sleep medicine, *Sleep: A Comprehensive Handbook* offers the most practical, thorough, yet handy resource available on adult and pediatric sleep medicine.

Praise from the reviews:

"...no other publication in the field can begin to compare with the breadth or depth of the 'Handbook'...I cannot imagine a functioning sleep disorders clinic without at least one copy on standby as a ready reference." *PsyCRITIQUES*


"*Sleep: A Comprehensive Handbook* is a first-rate textbook with concise, up-to-date information covering a wide range of subjects pertinent to the practice of sleep medicine." *DOODY'S HEALTH SERVICES*

Cat. # EL-NEU5 1,136 pages ISBN: 9780471683711 HARDCOVER

Transcription Factors in the Nervous System: Development, Brain Function, and Diseases

by Gerald Thiel

This first book to cover neural development, neuronal survival and function on the genetic level outlines promising approaches for novel therapeutic strategies in fighting neurodegenerative disorders, such as Alzheimer's disease. Focusing on transcription factors, the text is clearly divided into three sections devoted to transcriptional control of neural development, brain function and transcriptional dysregulation induced neurological diseases. With a chapter written by Nobel laureate Eric Kandel, this is essential reading for neurobiologists, geneticists, biochemists, cell biologists, neurochemists and molecular biologists.



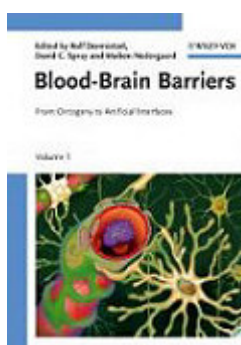
Cat. # JW-NEU6 505 pages ISBN: 9783527312856 HARDCOVER

Blood-Brain Barriers: From Ontogeny to Artificial Interfaces

by Rolf Dermietzel, David C. Spray, and Maiken Nedergaard

This first handbook to integrate developmental and cellular aspects combines the different structural and functional features involved in the regulation of brain perfusion and neuronal function. It highlights pharmacological and biomedical applications with sections on drug delivery and disease-related states as well as explaining in detail the role of astrocytes, shown to be an essential link between neurons and cerebral blood vessels. In addition the book studies how the structural elements interact in response to the dynamics of neuronal activities, necessitating adaptive mechanism of the interface. A significant part of the book describes new approaches to how the barrier can be surmised for drug delivery and how it can be mimicked by artificial in vitro systems for drug testing. Finally, the involvement of the barrier in brain diseases is considered, focusing on inflammatory and neurodegenerative disorders of the brain.

Covering basic knowledge as well as specific information dealing with very recent progress in blood-brain interface research, this book will be of interest to a broad audience.



Cat. # JW-NEU7 774 pages ISBN: 9783527310883 HARDCOVER

The Embryonic Human Brain: An Atlas Of Developmental Stages (Ed.3)

by Ronan R. O'Rahilly, and Fabiola Müller

The new edition of *The Embryonic Human Brain: An Atlas of Developmental Stages* represents the integration of analysis of the serial sections of human embryos in the Carnegie collection with results of the latest ultrasound studies. It provides summaries of the morphological status of the brain at each stage of development, covering both normal and anomalous conditions. Preceding the atlas are several chapters that present historical aspects, techniques, and prenatal measurements, as well as an introduction to embryonic staging, and terminology accompanied by over definitions of key terms.

- Now illustrated in full colour throughout
- Includes high quality photographs, photomicrographs, and diagrams
- Expands coverage of magnetic resonance imaging of the fetal and perinatal periods
- Highlights molecular and genetic aspects of normal and abnormal development of the brain
- Utilizes a set of standardized abbreviations
- Provides selected references to seminal studies

Review for the Second Edition: "[A] really beautiful and wonderfully informative book that no embryologist, comparative anatomist, pediatric neurologist or neurosurgeon should be without. Putting aside the medical relevance of this atlas, it also provides the most captivating version of one of the most complex and fascinating embryological stories of all."
BRAIN

This atlas is an invaluable resource for neuroscientists, developmental biologists, comparative anatomists, neurologists, pathologists, radiologists, and neurosurgeons.


Cat. # JW-NEU8 358 pages ISBN: 9780471694625 HARDCOVER

Metal-based Neurodegeneration: From Mechanisms to Molecular Therapeutic Strategies

by Robert Crichton, and Roberta Ward

This exciting new book opens a window into the causes of debilitating neurological disorders such as Parkinson's disease, CJD and Huntington's disease, and gives indications of the prospects for therapy, based on the understanding of molecular defects involved in these diseases.

Looking at each specific neurological disorder in turn, the book outlines the role of metals in human biology, in particular in the brain and explores tools for testing potential therapeutic strategies. It concludes with an overview of the potential of both chelation and antioxidant therapy and outlines some perspectives for the future.



Cat. # JW-NEU9 238 pages ISBN: 9780470022559 HARDCOVER

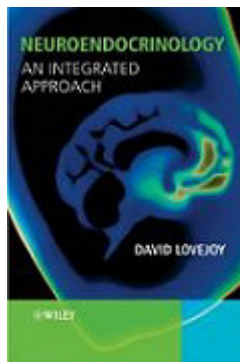
Neuroendocrinology: An Integrative Approach

by David Lovejoy

There has been an explosion of interest in the field of neuroendocrinology over the last twenty years with the discovery of neurohormones regulating virtually everything from growth and development to sexual and aggressive behavior. This book provides a much-needed introduction to neuroendocrinology from a zoological and evolutionary perspective. It covers the evolution, development and description of the neuroendocrine system throughout the animal kingdom.

Specific topics covered include:

- The Evolution of early neuroendocrine systems in primitive animals
- Structural characterisation, molecular biology and biochemistry of neuroendocrine agents
- A profiles section on unusual aspects of neuroendocrine physiology written by leaders in the field
- A unique section on the actions of environmental chemicals effect neuroendocrine systems in various species




Cat. # JW-NEU10 416 pages ISBN: 9780470844311 SOFTCOVER

**Neurotransmitters and Neuromodulators:
Handbook of Receptors and Biological Effects (Ed.2)**

by Liver von Bohlen und Halbach, and Rolf Dermietzel

A complete update of the highly acclaimed handbook with data on all neurotransmitters and the majority of neuromodulators. The coverage is now even more comprehensive, with 15% more entries on neuropeptides, "classic" neurotransmitters and related substances in a clear, alphabetical format. The methodological section has been expanded by 50% and now includes color figures, plus new chapters on genomics, proteomics, databases, microarrays, MALDI-TOF, neurophins, FGF, endocannabinoids and neuroimaging. The text provides clearly structured information on the biosynthesis and degradation, localization, receptors, signal transduction pathways, and biological effects in the central nervous system, with all substances uniformly treated for an easy comparison of data. Furthermore, introductory chapters on receptors, transporters, and the blood-brain barrier make this an indispensable tool for researchers, teachers, and advanced students, as well as a must-have for every neuroscientist.




Cat. # JW-NEU11 402 pages ISBN: 9783527313075 HARDCOVER

Purinergic Signalling in Neuron-Glia Interactions

by Novartis

This book brings together contributions from experts in several fields, including glial biologists, neurobiologists and specialists in purinergic receptor structure and pharmacology, to consider how extracellular ATP acts to integrate communication between different types of glia, and between neurons and glia.




Cat. # JW-NEU12 302 pages ISBN: 9780470018606 HARDCOVER

Short Protocols in Neuroscience: Systems and Behavioral Methods

by Charles R. Gerfen, Michael A. Rogawski, David R. Sibley, Phil Skolnick, and Susan Wray

Short Protocols in Neuroscience: Systems and Behavioral Methods provides a portable and streamlined at-the-bench resource of systems and behavioral methods from the acclaimed Current Protocols in Neuroscience. It covers areas such as electrophysiological analysis of neural cells, the chemistry and pharmacology of the nervous system, behavioral analysis, and animal models of neurologic and psychiatric disorders.



Cat. # JW-NEU13 610 pages ISBN: 9780471783978 HARDCOVER



PRICE LIST

OCTOBER 2007

<http://www.msmedia.com.au>

adminmsm@msmedia.com.au

Telephone: (02) 9675 7750 Facsimile: (02) 9675 7702

DA-NEU1 Neuroscience for Neurologists	250 pages \$127.95 \$116.30
DA-NEU2 The Evolving Brain	176 pages \$102.95 \$ 93.60
DA-NEU3 The Clinical Neurophysiology Primer plus CD-ROM	526 pages \$154.95 \$140.85
DA-NEU4 Neuroimmunology of Sleep	362 pages \$224.95 \$204.50
JW-NEU1 Science of Addiction: From Neurobiology to Treatment	288 pages \$ 43.95 \$ 39.95
JW-NEU2 The Genius Engine: Where Memory, Reason, Passion, Violence, and Creativity Intersect in the Human Brain	304 pages \$ 37.95 \$ 34.50
JW-NEU3 Model Organisms in Spinal Cord Regeneration	423 pages \$256.95 \$233.60
JW-NEU4 What's Wrong With My Mouse: Behavioral of Phenotyping Transgenic and Knockout Mice Ed.2	406 pages \$128.95 \$117.20
JW-NEU5 Sleep: A Comprehensive Handbook	1,136 pages \$235.95 \$214.50
JW-NEU6 Transcription Factors in the Nervous System: Development, Brain Function, and Diseases	505 pages \$272.95 \$248.15
JW-NEU7 Blood-Brain Barriers: From Ontogeny to Artificial Interfaces	774 pages \$496.95 \$451.75
JW-NEU8 The Embryonic Human Brain: An Atlas Of Developmental Stages (Ed.3)	358 pages \$360.95 \$328.15
JW-NEU9 Metal-based Neurodegeneration: From Mechanisms to Molecular Therapeutic Strategies	238 pages \$201.95 \$183.60
JW-NEU10	... Neuroendocrinology: An Integrative Approach	416 pages \$227.95 \$207.20
JW-NEU11	... Neurotransmitters and Neuromodulators: Handbook of Receptors & Biological Effects Ed.2	402 pages \$204.95 \$186.30
JW-NEU12	... Purinergic Signalling in Neuron-Glia Interactions	302 pages \$201.95 \$183.60
JW-NEU13	... Short Protocols in Neuroscience: Systems and Behavioral Methods	610 pages \$165.95 \$150.85
EL-NEU1 On Call Neurology 3e, On Call Series	256 pages \$ 60.00 \$ 54.55
EL-NEU2 EEG Pearls	304 pages \$ 79.00 \$ 71.80
EL-NEU3 Neurobiology of Disease	1,200 pages \$331.00 \$300.90
EL-NEU4 Protein Trafficking in Neurons	458 pages \$196.00 \$178.20
EL-NEU5 Statistical Parametric Mapping: The Analysis of Functional Brain Images	579 pages \$196.00 \$178.20
EL-NEU6 International Review of Neurobiology, Volume 75 The Fly Neuromuscular Junction: Structure and Function	400 pages \$249.00 \$226.35

Prices are subject to change without notice.